

Driving Technology



Interim Information
as of the First Quarter of 2023

ALLGEIER



ALLGEIER

Allgeier SE supports digital transformation with full range of software and IT services

Allgeier SE is one of the leading German technology companies for digital transformation: The rapidly growing Group guides its clients through the challenges of digital transformation to ensure their future success. Allgeier has a broad and stable customer base of global corporations, dynamic SMEs and public sector contractors at all federal levels. Allgeier offers its more than 2,000 clients a full portfolio of IT and software services extending from high-end software development to business efficiency solutions in support of the digital transformation of critical business processes. Allgeier accomplishes breakthroughs in new digital business models, defines strategic priorities and implements trail-blazing software and IT services projects with high flexibility and scalability to mold agile and intelligent organizations for the digital age.

In its Enterprise IT and mgm technology partners segments, the Group has more than 3,400 employees at a total of 52 worldwide locations in the DACH region, France, Spain, Poland, Portugal, Czechia, India, Vietnam and the US. Allgeier generated revenue of EUR 480 million from its continuing operations in fiscal 2022. According to the 2022 Lünendonk® List, Allgeier is one of Germany's top ten IT consulting and system integration companies. Allgeier SE is listed in the General Standard on the Regulated Market of Frankfurt Stock Exchange (WKN A2GS63, ISIN DE000A2GS633). Further information can be found at www.allgeier.com.

Contents

Company and Key Indicators at a Glance	4
Interim Information on Business Performance in the First Quarter of 2023	6
Unaudited Interim Information as of the First Quarter of 2023	10
Consolidated Statement of Financial Position	10
Consolidated Statement of Comprehensive Income	12
Consolidated Statement of Changes in Equity	14
Consolidated Statement of Cash Flows	16
Other Notes	18
Legal Notice	20
Financial Calendar • Imprint	21

Company and Key Indicators at a Glance

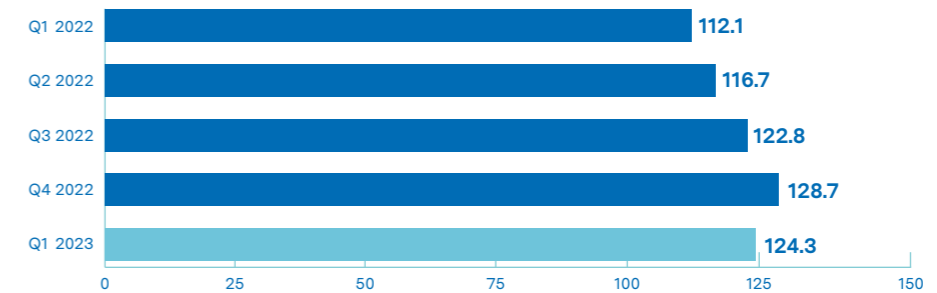


Further information and the company's latest news can be found at www.allgeier.com.

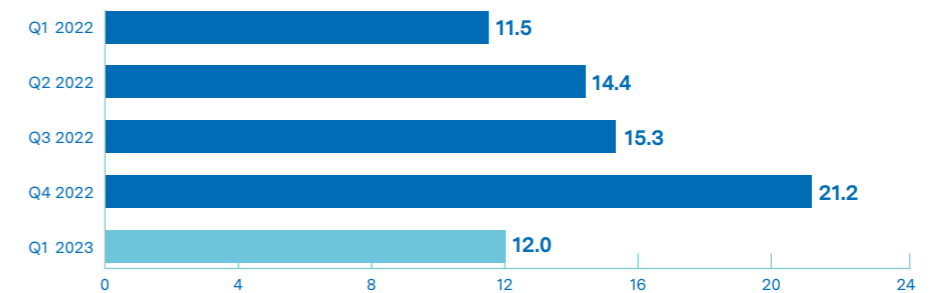
Key Group indicators ¹	Q1 2023	Q1 2022 ²	Change in percent ³
Revenue	124.3	112.1	10.8 %
Value added	39.6	37.2	6.5 %
EBITDA	12.0	11.5	4.4 %
Adjusted EBITDA ⁴	12.5	11.3	10.1 %
EBIT	6.2	5.0	23.6 %
EBT	3.9	3.8	2.4 %
Profit or loss for the period	2,6	2,5	2,5 %
Earnings per share (EUR)	0.12	0.13	-7,7 %
Adjusted earnings per share (EUR)	0.23	0.27	-14,8 %

	March 31, 2023	December 31, 2022	Change in percent ³
Total assets ⁵	489.1	513.8	-4.8 %
Equity ⁵	183.7	181.3	1.3 %
Permanent employees	3,448	3,329	3.6 %

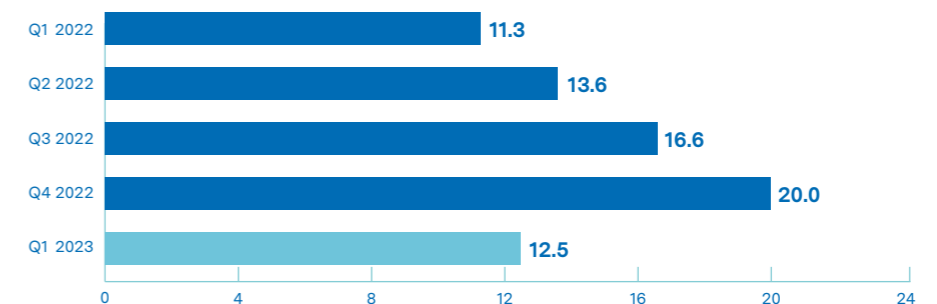
¹ Figures in EUR million (unless stated otherwise)
² Continuing operations
³ Percentages calculated using non-rounded figures
⁴ EBITDA before extraordinary or prior-period effects
⁵ Prior-year figures restated



Revenue
EUR million



EBITDA
EUR million



Adjusted EBITDA*
EUR million

*EBITDA from continuing operations before extraordinary or prior-period effects

Interim information on business performance in the first quarter of 2023



General information

From January 1, 2023, the Allgeier Group reports deferred taxes on temporary differences arising from accounting for leases. The changes were made retroactively to January 1, 2022 to ensure comparability with the previous year. The resulting restatements are shown in separate columns in the statement of financial position and the statement of comprehensive income.

Allgeier achieves double-digit growth in first quarter of 2023

In the first quarter of 2023 (January 1, 2023, to March 31, 2023), Allgeier SE continued the previous year's positive trend in revenue and earnings with revenue of EUR 124.3 million and adjusted EBITDA of EUR 12.5 million.

Business performance in the first quarter of 2023

The Allgeier Group generated revenue of EUR 124.3 million (previous year: EUR 112.1 million) in the first quarter of 2023, a year-on-year increase of 11 percent. Both of the Group's operating segments contributed to the growth in revenue. Value added (defined as gross revenue less the cost of sales and staff costs directly attributable to revenue) amounted

to EUR 39.6 million (previous year: EUR 37.2 million), up 7 percent on the previous year's figure. The gross margin was 31.7 percent (previous year: 33.0 percent). The Group's adjusted EBITDA (EBITDA before extraordinary or prior-period effects) rose by 10 percent to EUR 12.5 million (previous year: EUR 11.3 million) with a margin of 9.9 percent (previous year: 10.0 percent).

EBITDA grew to EUR 12.0 million (previous year: EUR 11.5 million), a year-on-year increase of 4 percent with an EBITDA margin of 9.5 percent (previous year: 10.2 percent). EBIT amounted to EUR 6.2 million (previous year: EUR 5.0 million), an increase of 24 percent compared to the first quarter of the previous year.

Consolidated EBT after net finance costs rose by 2 percent to EUR 3.9 million (previous year: EUR 3.8 million). After deducting income tax expenses of EUR 1.3 million (previous year: EUR 1.3 million), Allgeier generated a profit of EUR 2.6 million in the first three months of 2023 (previous year: EUR 2.5 million), a year-on-year increase of 2 percent. Basic earnings per share, calculated on the basis of earnings for the first three months less non-controlling interests, were down by 8 percent year-on-year at EUR 0.12 (previous year: EUR 0.13). Earnings per share adjusted for depreciation and amortization due to acquisitions and calculated using a normalized tax rate of 30 percent amounted to EUR 0.23 (previous year: EUR 0.27) for the first quarter of 2023, 15 percent lower than in the previous year.

To present adjusted earnings per share, the Allgeier Group corrects the reported EBIT to reflect the amortization of intangible assets capitalized in connection with company acquisitions (effects of purchase price allocation), income and expenses from purchase price adjustments in profit or

loss and other one-time and prior-period effects. Taking these adjustments into account and assuming a uniform tax rate of 30 percent, the Group generated earnings per share of EUR 0.23 in the first quarter of 2023 (Q1 2022: EUR 0.27).

(in EUR million) *	Q1 2023	Q1 2022
Profit from operating activities (EBIT as reported)	6.2	5.0
Amortization of intangible assets from acquisitions	1.1	2.2
Other non-recurring and prior-period effects	0.5	-0.1
Net finance costs	-2.3	-1.2
Adjusted earnings before taxes	5.5	5.9
Tax rate	30 %	30 %
Taxes	-1.7	-1.8
Adjusted profit or loss for the period	3.8	4.1
Non-controlling interests	-1.2	-1.1
Earnings for calculation of adjusted earnings per share	2.6	3.0
Number of shares outstanding	11,427,513	11,408,513
Adjusted earnings per share in euro (basic)	0.23	0.27

*unless stated otherwise



Development of cash flows in the first quarter of 2023

The cash flow from operating activities before changes in working capital was EUR 8.6 million in the first three months of 2023 (previous year: EUR 9.8 million). The cash flow from changes in working capital was EUR -13.0 million (previous year: EUR -5.1 million). Including the cash flow from changes in working capital, this resulted in a cash flow from operating activities of EUR -4.3 million in total (previous year: EUR 4.8 million). Cash flow from investing activities for the period amounted to EUR -7.6 million (previous year: EUR -4.8 million). This includes payments of EUR 7.0 million (previous year: EUR 4.3 million) for investments in non-current assets, including lease payments, and payments of EUR 3.5 million (previous year: EUR 0.5 million) for acquisition activities. The Allgeier Group received a cash inflow of EUR 2.7 million from sale and leaseback transactions. The net cash outflow from financing activities was EUR 15.4 million in the first three months of 2023 (previous year: net inflow of EUR 2.1 million). Net interest payments amounted to EUR 1.3 million (previous year: EUR 1.0 million net) and net bank loans of EUR 11.0 million were repaid (previous year: net borrowing of EUR 4.0 million). As a result of cash flows from operating, investing and financing activities, cash and cash equivalents rose from EUR 67.4 million on December 31, 2022 to EUR 40.0 million on March 31, 2023.

Key statement of financial position data as of March 31, 2023

Total assets amounted to EUR 489.1 million as of March 31, 2023 (December 31, 2022 (after restatement): EUR 513.8 million). Non-current assets amounted to EUR 344.8 million as of March 31, 2023 and were thus slightly lower than the level at the end of 2022 (December 31, 2022 (after restatement): EUR 346.2 million). Within non-current assets, intangible assets were virtually unchanged at EUR 282.5 million (December 31, 2022: EUR 282.9 million) with property, plant and equipment of EUR 9.5 million (December 31, 2022: EUR 9.4 million). Right-of-use assets from leases fell slightly to EUR 38.9 million (December 31, 2022: EUR 39.7 million). Current assets decreased to EUR 144.2 million at the end of the reporting period (December 31, 2022: EUR 167.6 million). Trade receivables rose slightly to EUR 70.0 million (December 31, 2022: EUR 66.9 million). The Allgeier Group also had cash funds of EUR 46.8 million at its disposal as of the end of the first quarter of 2023 (December 31, 2022: EUR 87.4 million). In conjunction with the Allgeier Group's cash management, bank liabilities of EUR 24.2 million were repaid from

cash funds in the first quarter of 2023. All other current liabilities rose from EUR 13.2 million at the end of 2022 to EUR 27.5 million on March 31, 2023.

Consolidated equity rose slightly to EUR 183.7 million as of March 31, 2023 (December 31, 2022 (after restatement): EUR 181.3 million). Accordingly, as a result of the rise in equity relative to the decline in total assets, the equity ratio increased from 35.3 percent at the end of 2022 (after restatement) to 37.6 percent in the first quarter of 2023. Current and non-current financial liabilities decreased to EUR 126.0 million as of March 31, 2023 (December 31, 2022: EUR 150.3 million). Current financial liabilities fell to EUR 6.6 million in the first quarter of 2023 (December 31, 2022: EUR 19.8 million), while non-current financial liabilities declined to EUR 119.5 million (December 31, 2022: EUR 130.4 million). Net debt amounted to EUR 121.5 million as of March 31, 2023 (December 31, 2022: EUR 105.9 million) and included lease liabilities of EUR 42.2 million (December 31, 2022: EUR 43.0 million).

Acquisition of ShiftDigital Government Solutions GmbH

On March 3, 2023, Allgeier publicplan Holding GmbH, Munich, acquired ShiftDigital Government Solutions GmbH, Bochum (ShiftDigital). The company is a start-up specializing in digitalization services in the municipal sector. The company generated gross revenue of EUR 0.2 million and EBITDA of EUR -0.4 million with seven employees in 2022. Allgeier SE holds 90 percent of the shares in Allgeier publicplan Holding GmbH. A fixed purchase price of EUR 0.3 million and a variable purchase price of around EUR 0.1 million were agreed for ShiftDigital. The fixed purchase price was paid in March 2023. The company was consolidated as of March 31, 2023. The purchase price allocation has not yet been performed.

Appointment of Detlef Dinsel to the Supervisory Board

On March 8, 2023, at the request of the Management Board, the Munich Local Court appointed Mr. Detlef Dinsel as a further member of the Supervisory Board in accordance with section 104 AktG. The Supervisory Board of Allgeier SE has again had four members since that date. Detlef Dinsel had previously been a member of the Supervisory Board from 2001 until the end of September 2022 and was its Chairman for many years. Last year he had stepped down for personal reasons in order to take a sabbatical of several months.

Annual General Meeting and dividend proposal

The Management Board and the Supervisory Board have resolved to propose to the Annual General Meeting to use the net retained profits of Allgeier SE of EUR 19,326,613.37 as of December 31, 2022 to distribute a dividend of EUR 0.50 per entitled share. Allgeier SE's Annual General Meeting will be held in person, i.e. with shareholders and their authorized representatives in attendance, in Munich on June 13, 2023. Further information can be found at the company's website at: <https://www.allgeier.com/en/investor-relations/shareholders-meeting/>

Outlook for fiscal 2023

Allgeier SE is today confirming its guidance for fiscal 2023 that was published in the ad hoc disclosure of December 20, 2020 and the 2022 annual report. All forecast figures relate exclusively to the organic development of the Group as it is currently composed with no further changes in its portfolio. Future acquisitions in the individual segments could generate an additional contribution to growth.

Unaudited interim information as of the first quarter of 2023

of Allgeier SE

Consolidated Statement of Financial Position of Allgeier SE, Munich, as of March 31, 2023 (unaudited)

Consolidated Statement of Financial Position (in EUR thousand)							
Assets	March 31, 2023	December 31, 2022			January 1, 2022		
		Before restatement	Restatement	After restatement	Before restatement	Restatement	After restatement
Intangible assets	282,479	282,910	0	282,910	281,124	0	281,124
Property, plant and equipment	9,477	9,413	0	9,413	7,630	0	7,630
Right-of-use assets from leases	38,910	39,742	0	39,742	41,308	0	41,308
Non-current contract costs	395	431	0	431	0	0	0
Other non-current financial assets	10,089	9,878	0	9,878	8,399	0	8,399
Other non-current assets	542	968	0	968	419	0	419
Deferred tax assets	2,938	1,884	1,012	2,896	1,330	1,000	2,330
Non-current assets	344,832	345,226	1,012	346,238	340,211	1,000	341,211
Inventories	1,755	2,521	0	2,521	1,230	0	1,230
Current contract costs	144	144	0	144	0	0	0
Contract assets	13,646	3,379	0	3,379	2,476	0	2,476
Trade receivables	69,978	66,942	0	66,942	62,346	0	62,346
Other current financial assets	1,510	1,497	0	1,497	1,946	0	1,946
Other current assets	9,188	4,385	0	4,385	5,765	0	5,765
Income tax receivables	1,260	1,301	0	1,301	1,496	0	1,496
Cash	46,757	87,421	0	87,421	69,409	0	69,409
Assets held for sale	0	0	0	0	111	0	111
Current assets	144,238	167,589	0	167,589	144,779	0	144,779
Assets	489,070	512,815	1,012	513,827	484,990	1,000	485,990

Consolidated Statement of Financial Position (in EUR thousand)							
Equity and liabilities	March 31, 2023	December 31, 2022			January 1, 2022		
		Before restatement	Restatement	After restatement	Before restatement	Restatement	After restatement
Issued capital	11,428	11,428	0	11,428	11,409	0	11,409
Capital reserves	71,382	71,363	0	71,363	71,249	0	71,249
Retained earnings	102	102	0	102	102	0	102
Treasury shares	44,658	22,084	970	23,053	19,888	956	20,844
Profit carryforward	1,347	21,604	0	21,604	11,801	0	11,801
Changes in equity in accumulated OCI	4,910	5,147	0	5,146	487	0	487
Equity interest of shareholders of the parent company	133,827	131,728	970	132,698	114,936	956	115,892
Equity interest of non-controlling interests	49,831	48,608	43	48,651	47,969	43	48,012
Equity	183,658	180,336	1,012	181,348	162,905	1,000	163,905
Non-current financial liabilities	119,482	130,437	0	130,437	123,500	0	123,500
Non-current lease liabilities	33,084	33,912	0	33,912	35,734	0	35,734
Long-term provisions for post-employment benefit costs	1,170	1,134	0	1,134	1,133	0	1,133
Non-current contract liabilities	325	325	0	325	331	0	331
Other non-current financial liabilities	174	952	0	952	88	0	88
Deferred tax liabilities	25,342	26,275	0	26,275	41,802	0	41,802
Non-current liabilities	8,424	8,981	0	8,981	7,652	0	7,652
Current financial liabilities	188,001	202,015	0	202,015	210,240	0	210,240
Current lease liabilities	6,562	19,830	0	19,830	14,885	0	14,885
Short-term provisions for post-employment benefit costs	9,161	9,120	0	9,120	8,810	0	8,810
Short-term provisions or post-employment benefit costs	22	22	0	22	125	0	125
Trade payables	16,480	16,206	0	16,206	17,948	0	17,948
Other current financial liabilities	8,923	5,411	0	5,411	6,762	0	6,762
Other current liabilities	22,932	28,274	0	28,274	25,073	0	25,073
Income tax liabilities	31,134	30,434	0	30,434	18,025	0	18,025
Liabilities held for sale	7,126	6,075	0	6,075	4,688	0	4,688
Current liabilities	15,072	15,093	0	15,093	15,419	0	15,419
Equity and liabilities	0	0	0	0	111	0	111
Current liabilities	117,411	130,464	0	130,464	111,846	0	111,846
Equity and liabilities	489,070	512,815	1,012	513,827	484,990	1,000	485,990

**Consolidated Statement of Comprehensive Income of Allgeier SE, Munich,
for the period January 1, 2023 to March 31, 2023 (unaudited)**

Consolidated Statement of Comprehensive Income (in EUR thousand)	Total				Discontinued operations		Continuing operations			
	January 1, 2023 to March 31, 2023	January 1, 2022 to March 31, 2022			January 1, 2023 to March 31, 2023	January 1, 2022 to March 31, 2022	January 1, 2023 to March 31, 2023	January 1, 2022 to December 31, 2022		
		Before restatement	Restatement	After restatement				Before restatement	Restatement	After restatement
Revenue	124,257	112,153	0	112,153	0	42	124,257	112,111	0	112,111
Other own work capitalized	1,509	841	0	841	0	0	1,509	841	0	841
Other operating income	534	852	0	852	0	31	534	821	0	821
Cost of materials	41,780	43,543	0	43,543	0	0	41,780	43,543	0	43,543
Staff costs	62,863	53,280	0	53,280	0	14	62,863	53,266	0	53,266
Impairment on trade receivables and contract assets	2	36	0	36	0	0	2	36	0	36
Other operating expenses	9,669	5,498	0	5,498	0	51	9,669	5,447	0	5,447
Earnings before interest, taxes, depreciation and amortization	11,987	11,488	0	11,488	0	8	11,987	11,480	0	11,480
Depreciation, amortization and impairment	5,785	6,462	0	6,462	0	1	5,785	6,461	0	6,461
Results of operating activities	6,202	5,026	0	5,026	0	7	6,202	5,019	0	5,019
Finance income	36	49	0	49	0	0	36	49	0	49
Financial expenses	2,362	1,283	0	1,283	0	0	2,362	1,283	0	1,283
Earnings before taxes	3,876	3,792	0	3,792	0	7	3,876	3,785	0	3,785
Net income taxes	-1,324	-1,296	-6	-1,301	0	-7	-1,324	-1,289	-6	-1,294
Profit or loss for the period	2,552	2,497	-6	2,491	0	0	2,552	2,497	-6	2,491
Profit or loss for the period attributable to:										
shareholders of the parent company	1,347	1,439	-6	1,433	0	0	1,347	1,439	-6	1,433
non-controlling interests	1,206	1,058	0	1,058	0	0	1,206	1,058	0	1,058
Basic earnings per share:										
Average number of shares outstanding weighted pro rata temporis	11,427,513	11,408,513	11,408,513	11,408,513	11,427,513	11,408,513	11,427,513	11,408,513	11,408,513	11,408,513
Earnings per share in EUR	0.12	0.13	0.00	0.13	0.00	0.00	0.12	0.13	0.00	0.13
Diluted earnings per share:										
Average number of shares outstanding weighted pro rata temporis	11,641,157	11,924,476	11,924,476	11,924,476	11,641,157	11,924,476	11,641,157	11,924,476	11,924,476	11,924,476
Earnings per share in EUR	0.12	0.12	0.00	0.12	0.00	0.00	0.12	0.12	0.00	0.12
Other comprehensive income										
Items that can be reclassified to the income statement:										
Foreign exchange differences	-112	107	0	107	0	0	-112	107	0	107
Change in value of interest rate hedging derivative	-217	0	0	0	0	0	-217	0	0	0
Deferred taxes from the measurement of the interest rate hedging derivative	67	0	0	0	0	0	67	0	0	0
	-261	107	0	107	0	0	-261	107	0	107
Other comprehensive income for the period	-261	106	0	107	0	0	-261	106	0	107
Total comprehensive income for the period	2,291	2,603	-5	2,598	0	0	2,291	2,603	-5	2,598
Total comprehensive income for the period attributable to:										
shareholders of the parent company	1,111	1,526	-5	1,521	0	0	1,111	1,526	-5	1,521
non-controlling interests	1,181	1,077	0	1,077	0	0	1,181	1,077	0	1,077

Consolidated Statement of Changes in Equity of Allgeier SE, Munich, as of March 31, 2023 (unaudited)

Consolidated Statement of Changes in Equity (in EUR thousand)											
	Issued capital	Capital reserves	Retained earnings			Treasury shares	Profit carryforward	Profit or loss for the period	Equity interest of shareholders of the parent company	Equity interest of non-controlling interests	Equity
As of January 1, 2022 restated	11,409	71,249	102			20,844	11,801	487	115,892	48,012	163,905
Transfer of profit or loss for the previous year to profit carryforward	0	0	0			11,801	-11,801	0	0	0	0
Profit or loss for the period restated	0	0	0			0	1,433	0	1,433	1,058	2,491
Foreign currency translation differences	0	0	0			0	0	88	88	19	107
As of March 31, 2022 restated	11,409	71,249	102			32,645	1,433	575	117,413	49,089	166,502
As of January 1, 2023 restated	11,428	71,363	102			23,053	21,604	5,146	132,698	48,651	181,348
Transfer of profit or loss for the previous year to profit carryforward	0	0	0			21,604	-21,604	0	0	0	0
Adjustment of the exercise price of stock options from the 2021 stock option plan	0	19	0			0	0	0	19	0	19
Interest rate hedging derivative	0	0	0			0	0	-150	-150	0	-150
Profit or loss for the period	0	0	0			0	1,347	0	1,347	1,206	2,552
Foreign currency translation differences	0	0	0			0	0	-87	-87	-25	-112
As of March 31, 2023	11,428	71,382	102			44,658	1,347	4,910	133,827	49,831	183,658

**Consolidated Statement of Cash Flows of Allgeier SE, Munich,
for the period January 1, 2023 to March 31, 2023 (unaudited)**

Consolidated Statement of Cash Flows (in EUR thousand)	Total		Discontinued operations		Continuing operations	
	January 1, 2023 to March 31, 2023	January 1, 2022 to March 31, 2022	January 1, 2023 to March 31, 2023	January 1, 2022 to March 31, 2022	January 1, 2023 to March 31, 2023	January 1, 2022 to March 31, 2022
	Results of operating activities	6,202	5,026	0	7	6,202
Depreciation and amortization on non-current assets	5,785	6,462	0	1	5,785	6,461
Expenses on the disposal of non-current assets	12	6	0	0	12	6
Change in long-term provisions	41	35	0	0	41	35
Other non-cash expenses and income	-1,585	-860	0	0	-1,585	-860
Income taxes paid	-1,837	-870	0	-14	-1,837	-856
Cash flows from operating activities before changes in working capital	8,618	9,800	0	-6	8,618	9,806
Cash flows from changes in working capital	-12,957	-5,116	0	-60	-12,957	-5,056
Cash flows from operating activities	-4,339	4,684	0	-66	-4,339	4,750
Payments for investments in non-current assets	-3,995	-1,606	0	0	-3,995	-1,606
Payments for lease liabilities	-2,957	-2,736	0	0	-2,957	-2,736
Proceeds from the disposal of non-current assets	63	30	0	0	63	30
Proceeds from sale-leaseback transactions	2,749	0	0	0	2,749	0
Payments for purchase price components for companies not acquired in the fiscal year	-3,456	-480	0	0	-3,456	-480
Cash flows from investing activities	-7,596	-4,792	0	0	-7,596	-4,792
Repayment of bank loans	-11,023	4,000	0	0	-11,023	4,000
Cash flow from factoring	-3,127	-937	0	0	-3,127	-937
Interest received	36	39	0	0	36	39
Interest paid	-1,323	-1,015	0	0	-1,323	-1,015
Cash flow from financing activities	-15,437	2,086	0	0	-15,437	2,087
Total cash flows	-27,371	1,979	0	-66	-27,371	2,044
Changes in cash and cash equivalents due to exchange rate movements	-25	12	0	-20	-25	32
Total changes in cash and cash equivalents	-27,396	1,991	0	-86	-27,396	2,077
Cash and cash equivalents at the beginning of the period	67,411	54,822	0	298	67,411	54,524
Cash and cash equivalents at the end of the period	40,015	56,813	0	212	40,015	56,601

Other Notes



Voluntary interim information

Since the *Transparenzrichtlinie-Änderungsrichtlinie-Umsetzungsgesetz* (TRL-ÄndRL-UmsG – German Act Implementing the Transparency Directive Amending Directive) became effective, the *Wertpapierhandelsgesetz* (WpHG – German Securities Trading Act) no longer requires mandatory quarterly interim reporting for companies listed in the General Standard. The Stock Exchange Regulations of December 3, 2015 of the Frankfurt Stock Exchange stipulate a quarterly reporting requirement for Prime Standard companies only. However, Allgeier SE intends to continue providing information for its shareholders and other stakeholders, and will therefore be publishing voluntary interim information until further notice. This publication is not a complete interim report with the content required by law, but rather interim information published by the company focusing on the significant information.

Accounting policies

The accounting policies have changed in one respect since the 2022 annual financial statements: From January 1, 2023, the Allgeier Group reports deferred taxes on temporary differences arising from accounting for leases. The changes were made retroactively to January 1, 2022 to ensure comparability with the previous year. The resulting restatements are shown in separate columns in the statement of financial position and the statement of comprehensive income. As a result of first-time adoption, the profit carryforward increased by EUR 1.0 million in the statement of financial position as of January 1, 2022.

The voluntary interim information of Allgeier SE as of March 31, 2023 has not been reviewed by an auditor or audited in accordance with section 317 of the *Handelsgesetzbuch* (HGB – German Commercial Code).

Treasury shares

Allgeier SE did not acquire any treasury shares in the first three months of 2023. The number of treasury shares as of March 31, 2023 is therefore still zero (December 31, 2022: zero).

Significant transactions with related parties

Related parties as defined by IAS 24 are natural persons and companies that can be influenced by Allgeier SE, that can significantly influence Allgeier SE or that are influenced by another related party of Allgeier SE. Business relationships between all companies included in the consolidated financial statements were fully eliminated in the consolidated financial statements. There were no significant transactions between Allgeier and related parties in the first quarter of 2023.

Consolidated group

As of March 31, 2023, the basis of consolidation of Allgeier SE still consisted of 56 consolidated companies (December 31, 2022: 56). The Group acquired a new company in the first quarter of 2023. mgm technology partners schweiz AG, Zug, Switzerland, was liquidated in the first quarter of 2023.

Legal Notice

Information for fiscal 2023

Information for periods after March 31, 2023 uses assumptions and estimates based on Management Board expectations. Actual future developments and results could differ from these assumptions and estimates. Allgeier SE provides no guarantee that future developments and the actual results achieved in the future will be consistent with the assumptions and estimates expressed in this voluntary interim information and assumes no such liability.

Alternative key performance indicators

This document contains supplementary financial indicators – not precisely defined in the relevant accounting framework – that are or could constitute alternative performance indicators. These supplementary financial indicators may be of limited suitability as an analytical tool and should not be used in isolation or as an alternative to the financial indicators presented in the consolidated financial statements and calculated in accordance with relevant accounting frameworks to assess the financial position and financial performance of Allgeier SE. Other companies that present or report alternative performance indicators with similar names may calculate them differently and they therefore may not be comparable. Further information on the alternative performance indicators used by Allgeier SE can be found in Allgeier SE's 2022 annual report.

Financial Calendar 2023

Important dates and events

Publication of the 2022 consolidated/annual financial statements	April 28, 2023
Publication of voluntary interim information as of March 31, 2023	May 15, 2023
Annual General Meeting	June 13, 2023
Publication of 2023 half-yearly financial report	August 15, 2023
Publication of voluntary interim information as of September 30, 2023	November 14, 2023

Imprint

Published by

Allgeier SE
Einsteinstrasse 172
81677 Munich
Federal Republic of Germany
Tel.: +49 (0)89 998421-0
Fax: +49 (0)89 998421-11
E-mail: info@allgeier.com
www.allgeier.com

Register entry

Munich Local Court, HRB 198543

Contact

Allgeier SE
Investor Relations
Tel.: +49 (0)89 998421-41
E-mail: ir@allgeier.com



Allgeier's financial reports and interim information can be found on the Internet at www.allgeier.com/en > Investor Relations > Financial Reports & Publications or requested using the contact details above.

Current financial information can be found on Allgeier's website under Investor Relations at: www.allgeier.com/en/investor-relations

Picture credits:
Cover: Philipp Buhl © WECAMZ



Allgeier SE
Einsteinstrasse 172 | 81677 Munich

Tel.: +49 (0)89 998421-0

Fax: +49 (0)89 998421-11

E-mail: info@allgeier.com

www.allgeier.com