

ALLGEIER

Driving Technology

ALLGEIER

Investor Update
April 2020



Important Disclosure

THIS COMMUNICATION IS PROVIDED FOR INFORMATION PURPOSES ONLY AND IS SUBJECT TO CHANGE. IT IS INDICATIVE, NOT BINDING AND WILL NOT BE UPDATED

This communication and information included therein has been prepared solely by ALLGEIER SE (the Company), has not been verified independently and is provided for information purposes only and should not be generally distributed directly or indirectly into or within the United States, Canada, Australia, Japan or the United Kingdom, or in any other jurisdiction where such distribution would be unlawful. Unless otherwise stated, the Company is the source of the information contained herein. For the purposes of this notice, the Presentation includes this document, its contents or any part of it and any related video or oral presentation, any question or answer session and any written or oral material discussed or distributed during the presentation meeting.

Presentations are by their nature abbreviated information and cannot substitute for narrative information. In addition, the information herein is preliminary and is not comprehensive. Consistent with its purpose, this document does not include all information that is material to evaluate the strengths and weaknesses as well as risks and opportunities of the Company.

All figures stated for 2019 have been prepared in accordance with IFRS, by applying IFRS 16, which is effective as of 2019. The comparative figures for 2018 have been retroactively adjusted to IFRS 16 for the purpose of comparability. All IFRS figures mentioned in this release refer to the business of the entire Group. It is also pointed out that all statements for the financial year 2020 represent expectations of the Management Board based on assumptions and estimates. Although the Management Board is of the opinion that these assumptions and estimates are correct, future actual developments and future actual results may differ from these assumptions and estimates. Allgeier SE gives no guarantee and assumes no liability that future developments and the actual results achieved in the future will correspond to the assumptions and estimates expressed in this ad hoc announcement.

This document contains supplementary financial indicators – not precisely defined in the relevant accounting framework – which are or may be so-called alternative performance indicators. These supplementary financial indicators may have limited suitability as an analytical tool and should not be used in isolation or as an alternative to the financial indicators presented in the consolidated financial statements and determined in accordance with the relevant accounting framework in order to assess Allgeier SE's net assets, financial position and results of operations. Other companies that present or report alternative performance measures with a similar name may calculate them differently and they may therefore not be comparable. This document may contain "forward-looking" information which may include, but is not limited to, projections, forecasts or estimates of cash flows, yields or return, scenario analyses and model illustrations. Any forward-looking information is based upon certain assumptions about future events or conditions and is intended only to illustrate hypothetical results under those assumptions (not all of which are specified herein or can be ascertained at this time).

The Company and its advisers and any of their respective affiliates, personally liable partners, directors, officers, employees, advisers or agents, shall accept no responsibility and have no liability to you or to any third parties, for the quality, accuracy, fairness, timeliness, continued availability or completeness of any data or calculations contained and/or referred to in this communication (or whether any information has been omitted from the document) or any other information relating to the Company, whether written, oral or in a visual or electronic form, and howsoever transmitted or made available nor for any special, direct, indirect, incidental or consequential loss or damage which may be sustained because of the use of the information contained and/or referred to in this communication or otherwise arising in connection with the information contained and/or referred to in this communication, provided that this exclusion of liability shall not exclude or limit any liability under any law or regulation applicable to the Company or its advisers that may not be excluded or restricted.

All information in this document is current at the time of communication but may be subject to change in the future. The Company and its advisers disclaim any obligation to update or revise any statements, in particular forward-looking statements, to reflect future events or developments.

This document does not constitute or form part of, and should not be construed as an offer or invitation or recommendation to, purchase or sell or subscribe for, or as any solicitation of any offer to purchase or subscribe for, any securities of the Company, in any jurisdiction. This document is only directed at qualified investors in certain jurisdictions; in the member states of the European Economic Area, this document is directed only at persons who are "qualified investors" within the meaning of Directive 2003/71/EC, as amended. The shares of Allgeier SE are not registered, and will not be registered, pursuant to the regulations of the U.S. Securities Act of 1933 in its currently valid version, and may not be offered or sold in the United States except in certain transactions exempt from, or not subject to, the registration requirements of the Securities Act.

It should be noted that a final decision as to whether, when and the terms on which any offer of securities may or may not take place has not been taken by the Company.



Agenda

Allgeier at a glance
Business Overview
Financial Performance
Summary & Outlook



Allgeier at a glance

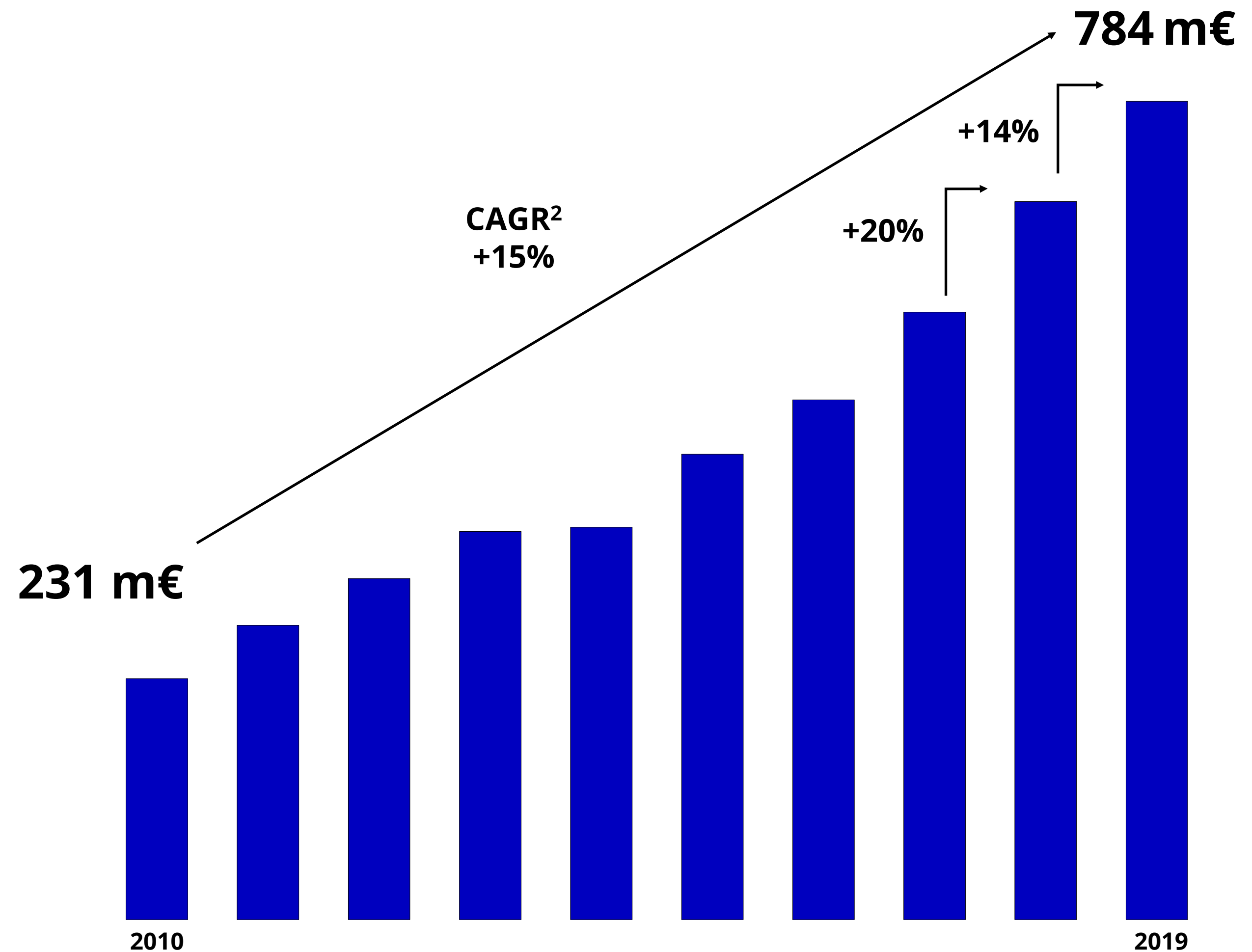
Digitalization is questioning many things that have proven their worth in organizations of all sizes over a long period of time. Instead of predictable innovation cycles, **disruptive changes** take place that can devalue or even obsolete successful business strategies within only a few years.

Allgeier is guiding its customer through the challenges of digital transformation to ensure their future success. We are thinking breakthroughs for new digital business models, taking strategic priorities and executing fast and without fuss groundbreaking projects to create agile and intelligent enterprise for the digital era.



**Allgeier is
expanding quickly
with continuous
double-digit growth
rates and
business spreading
across 28 countries
worldwide**

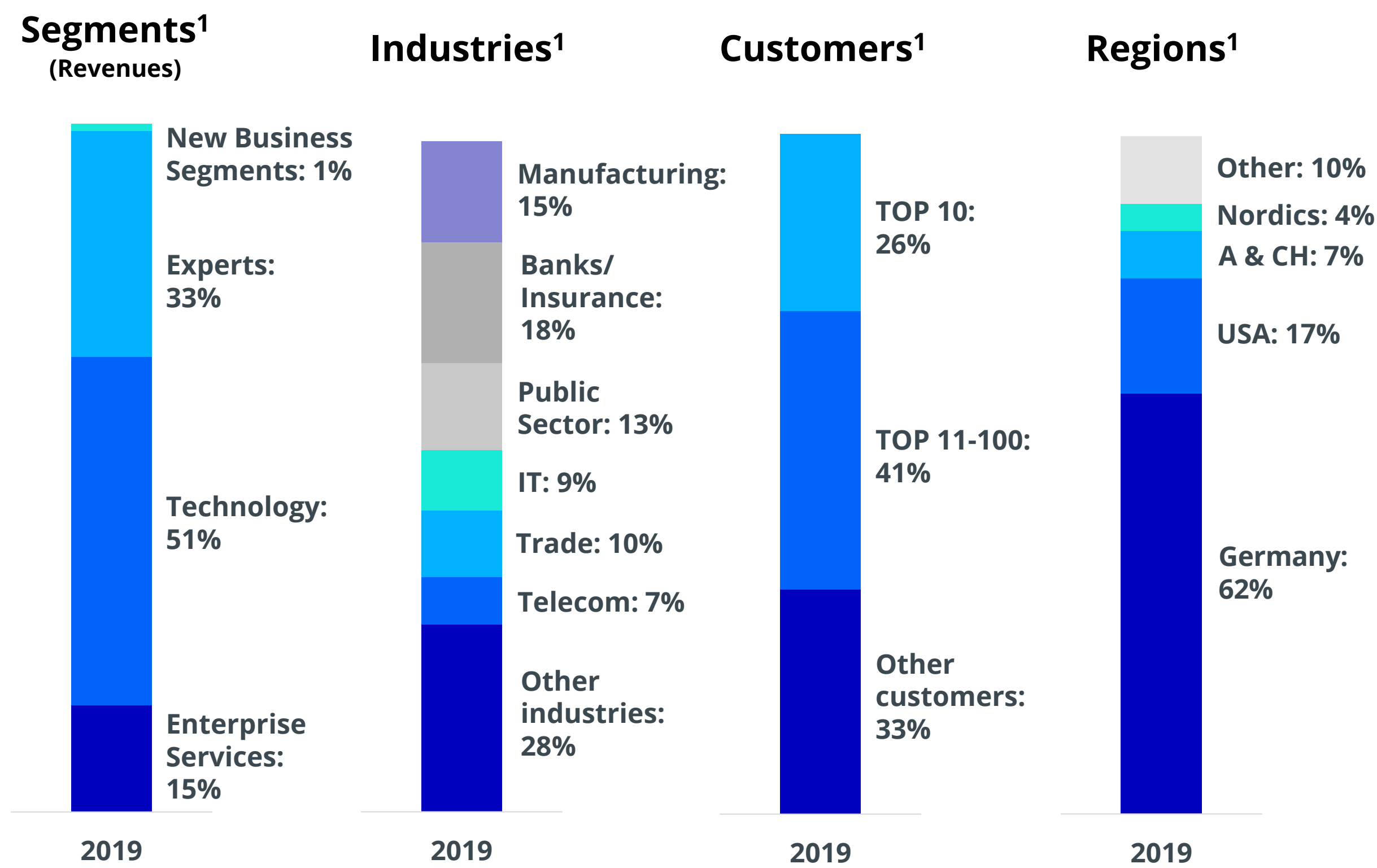
High growth in sales¹



1) Group figures according to IFRS, FY 2017: adjusted figures according to IFRS 15

2) Compound Annual Growth Rate

Allgeier is broadly positioned across regions, customers and industries



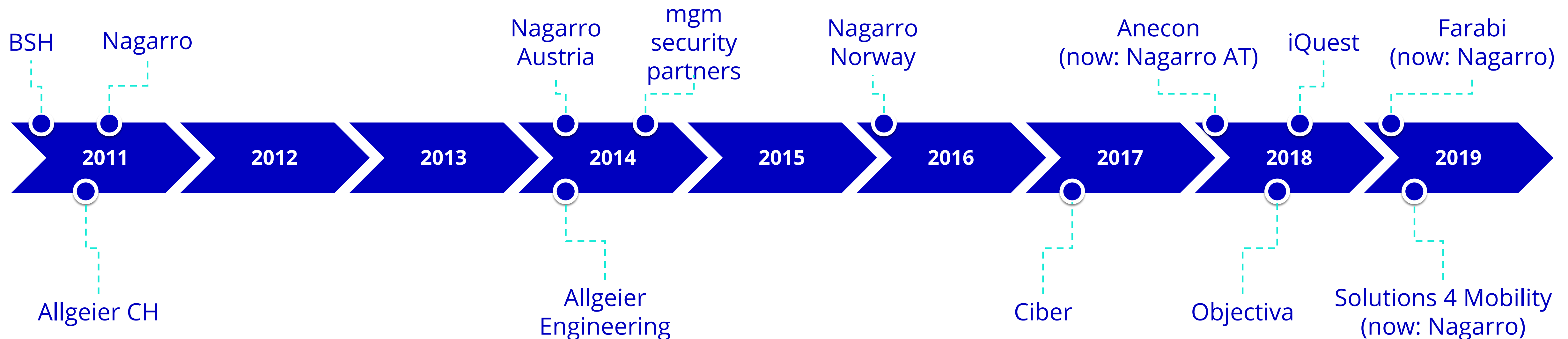
74 locations | 28 countries | 5 continents

Locations¹: Europe 43, APAC & Middle East 17, Africa 2, North America 12

Staff¹: Europe >5,500, India ≈4,500, APAC & Middle East ≈600, Americas >200

1) Continuing operations according to IFRS

Impressive track record of more than **13 strategic acquisitions** over the recent 8 years to deepen the technology footprint



Value Proposition



Strategically focused on **IT megatrends** such as AI, Machine Learning, Big Data, IoT, Cloud Services & Next-Gen User Experience **in attractive industries**



Portfolio of **best-in-class technology companies** that unite to adapt quickly and easily to customers digital transformation needs



Global outreach across 28 countries to secure customer proximity, **agility** in delivery and **leverage cost efficiencies** with regional footprint



Driving technology to further deepen **cutting-edge skills** to maintain market leadership



Partnering with and trusted by a **solid base** DAX and Fortune 500 companies as well as mid-sized industry leaders.



Proven **successful M&A track record** and further accelerating growth by value-adding acquisitions in strategic Group segments



Business Overview

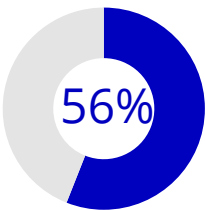
Business Segments

Highly specialized teams providing cutting-edge technology solutions and services creating competitive advantage for clients

TECHNOLOGY

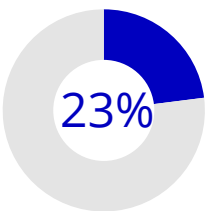
Tailor made software development and technology services for digital disruption to challengers and industry leaders. Combining design, digital solutions and data to outperform the competition.

% of gross profit¹



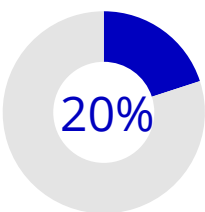
ENTERPRISE SERVICES

Strategy and process consulting to full implementation, as well as managed services in the context of application management, hosting and cloud services. Scalable, and adaptable software solutions for all industry requirements.



EXPERTS

Professional Workforce Solutions delivering personnel services and project solutions for digitalization. One-stop shop offering the ideal combination of flexible personnel and project services.



1) Split among the three core segments, state as of December 31, 2019

Technology

Tailor-made software development and technology services for digital disruption to challengers, industry leaders and the public sector



Global specialist for digitalization of mission-critical business processes and disruptive technology services

Solution Portfolio

Application Development & Management
 Big Data Analytics/DevOps
 Blockchain
 Digital Commerce/Portals
 Digital Transformation, Improvement
 UX/Experience Design
 Software Engineering & Lifecycle
 Quality Engineering/Testing
 IoT/Wearables & Mobility
 Application Services
 Cloud
 Customer Communication Management
 Security & Compliance
 Innovation Toolkit



Revenue¹ ≈ EUR 402m

Adj. EBITDA¹ (margin) ≈ EUR 57.5m (14.3 %)

66 % of revenues outside of Germany



6,500 software developers & UX designers¹



57 locations in 27 countries¹



Flexible blended shoring at development sites in EU, India, China & Vietnam

1) In FY 2019, unconsolidated figures, Group figures according to IFRS

Enterprise Services

Strategy and process consulting
to full implementation, as well as
managed services in the context
of application management,
hosting and cloud services



Sophisticated SAP & Microsoft consulting and services

Consulting Services

ERP
BPM & ECM
Security & Compliance
Infrastructure, Cloud Migration
Team Efficiency, Communication
Extended Relationship Management

Managed Services

Application Services
Cloud
Infrastructure
Governance & Orchestration
Cruise IT

Data Warehouse

Product Solutions
Housekeeping Cockpit, ComplianceNow®,
Metasonic® Suite, TMaxSoft Suite, Julia MailOffice®,
iTrade®, Syntona logic®



Revenue¹ ≈ EUR 123m

Adj. EBITDA¹ (margin) ≈ EUR 19.3m (15.7 %)

40% recurring revenues

SAP® Cloud Focus Partner

Global SAP Partner



Microsoft Gold Partner



≈ 1,000 consultants in EU¹

1) In FY 2019, unconsolidated figures, Group figures according to IFRS

Experts

Professional Workforce Solutions for empowering digitalization delivering flexible personnel, project and managed services as IT services partner

ING  DiBa

ERGO

COMMERZBANK 

Allianz 

IBM

dataport 

DAIMLER

Market leading one-stop-shop business for professional workforce solutions, project and IT services for digitalization

Workforce Solutions

Project Services

Managed services, fixed price IT services projects and consulting services

Contracting

Placement of freelance experts under a service contract

Temporary Placement

Placement of permanent experts in the context of temporary employment

Permanent Placement

Professional search of IT experts and managers in the context of recruitment



Revenue¹ ≈ EUR 261m

Adj. EBITDA¹ (margin) ≈ EUR 8.5m (3.2 %)



12 locations¹ for just in time expert services



2,500+ IT & Engineering experts¹



100,000+ professionals¹ in IT experts pool

1) In FY 2019, unconsolidated figures, Group figures according to IFRS



**Allgeier has a broad customer base:
65% of sales in FY 2019 months with 100 clients¹**

Percentage of sales	2019
Biggest single client	4.3 %
Three biggest clients	11.3 %
25 biggest clients	40.7 %
100 biggest clients	65.3 %

1) Group figures according to IFRS as of December 31, 2019

Allgeier Group Management Board Members



Carl Georg Duerschmidt
CEO, Management Board

Munich, Germany

With Allgeier since 2001
Board Member since 2003



Dr. Marcus Goedsche
Management Board

Munich, Germany

With Allgeier since 2007
Board Member since 2008



Manas Fuloria, PhD
Management Board

Delhi, India

With Allgeier since 2011
Board Member since 2014



Hubert Rohrer
Management Board

Bremen, Germany

With Allgeier since 1986
Board Member since 2013

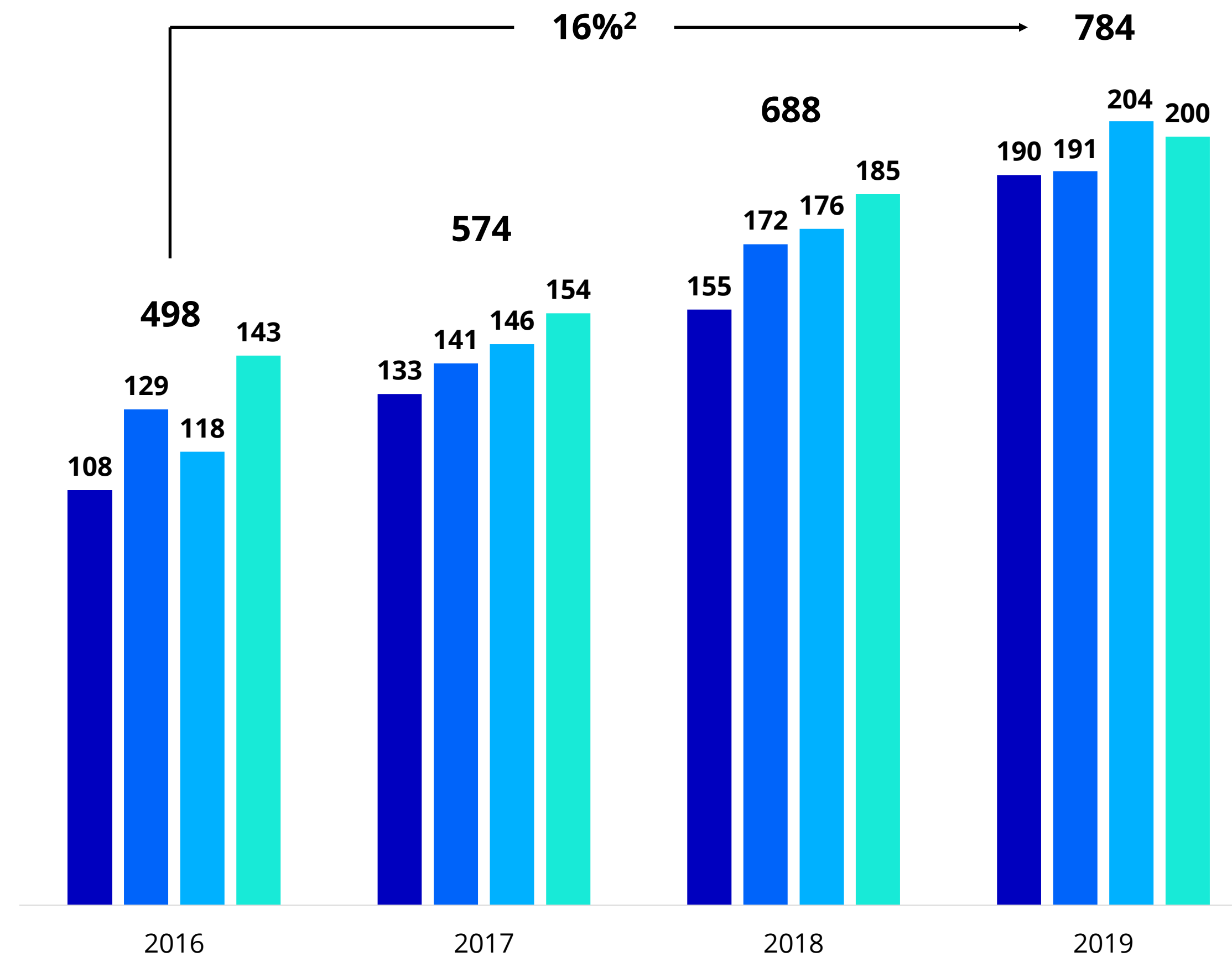


Financial Performance

- **Ongoing sales growth** in FY 2018 and FY 2019
- **CAGR²** 2016 – 2019: 16%
- Planning for FY 2020:
 - **Sales growth**
6 – 8 %
 - **adjusted EBITDA margin**
11 – 12 %

Allgeier is growing at double-digit rates

Sales¹ (on quarterly basis) in EUR m

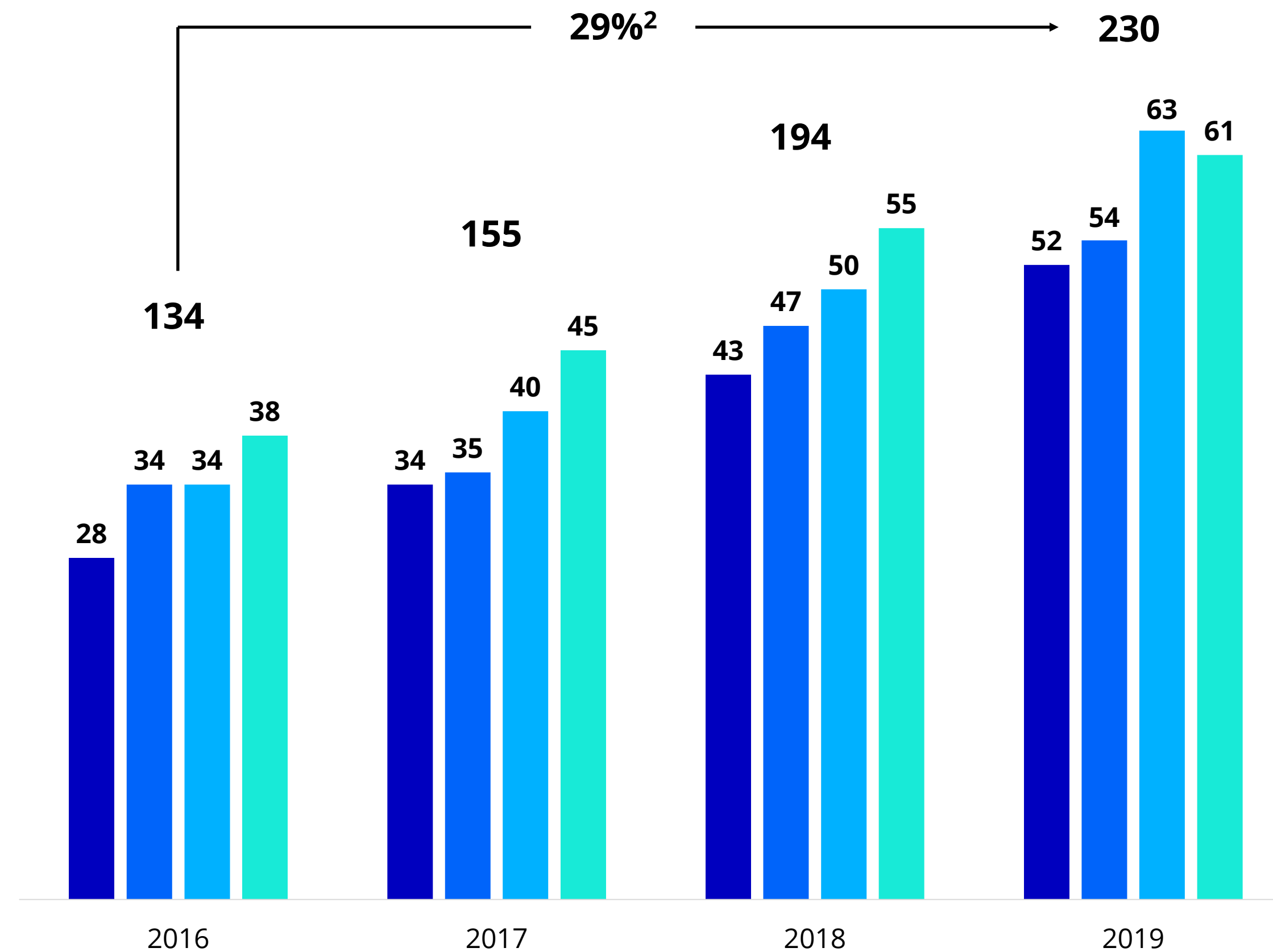


1) Group figures according to IFRS, FY 2017: adjusted figures according to IFRS 15

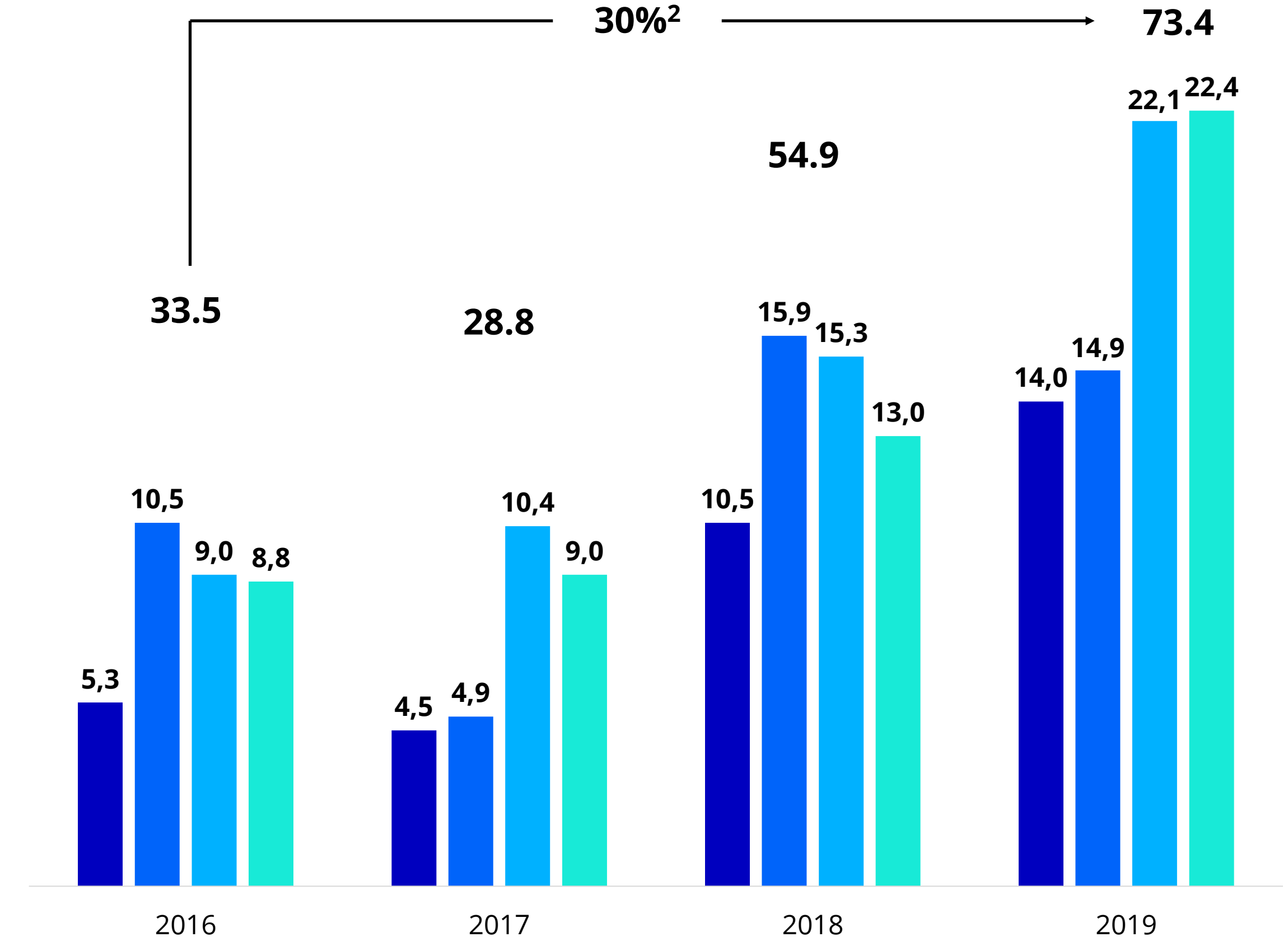
2) Compound Annual Growth Rate

Allgeier continuously improves added value and shows continuous growth in earnings

Gross Profit¹ (on quarterly basis) in EUR m



Adjusted EBITDA¹ (on quarterly basis) in EUR m

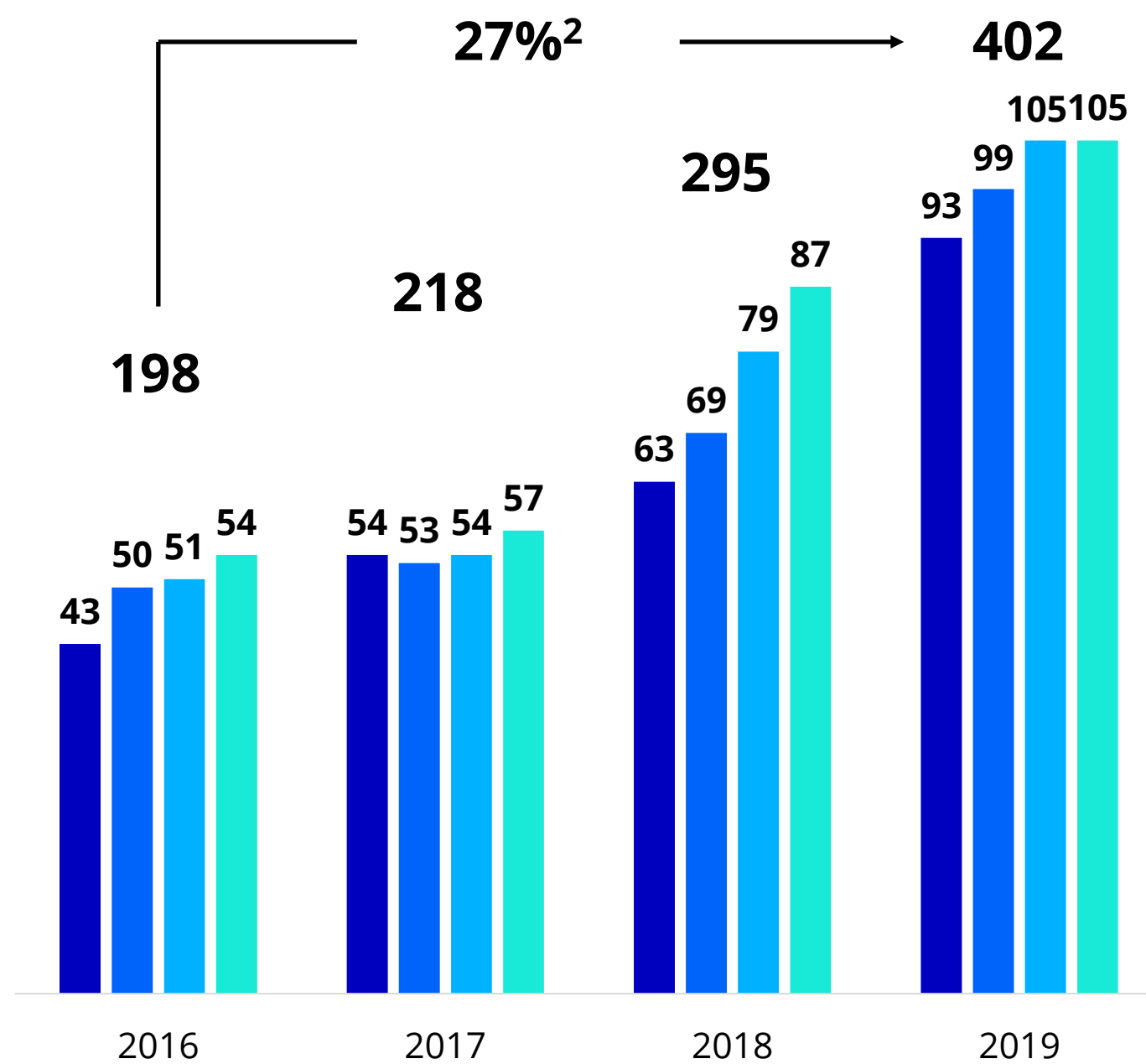


1) EBITDA before effects that are classified as extraordinary or relating to other periods in accounting terms, Group figures according to IFRS, FY 2017: adjusted figures according to IFRS 15; FY 2018/2019: adjusted figures according to IFRS 16

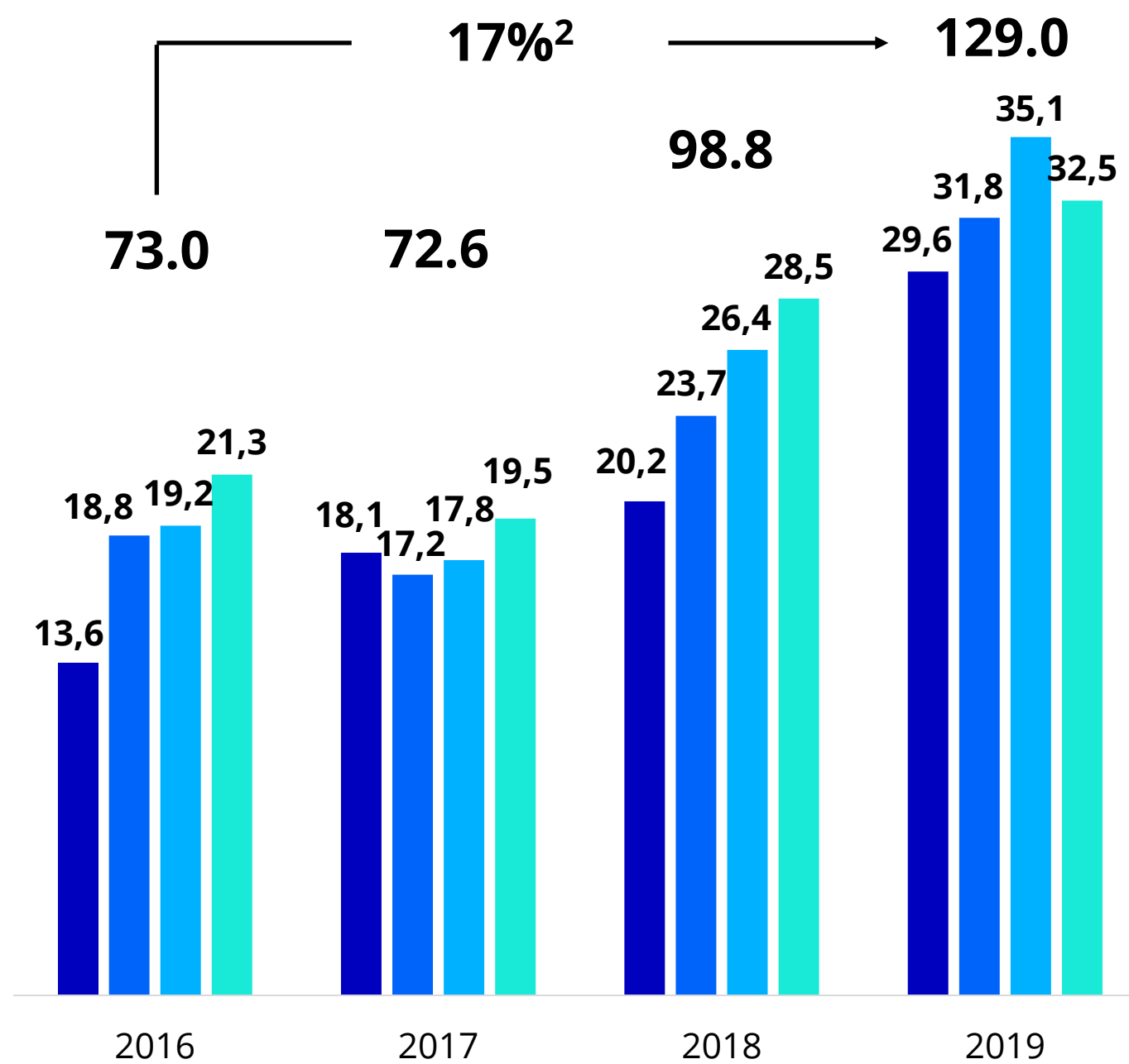
2) Compound Annual Growth Rate

Segment Technology sustains significant growth in sales and earnings

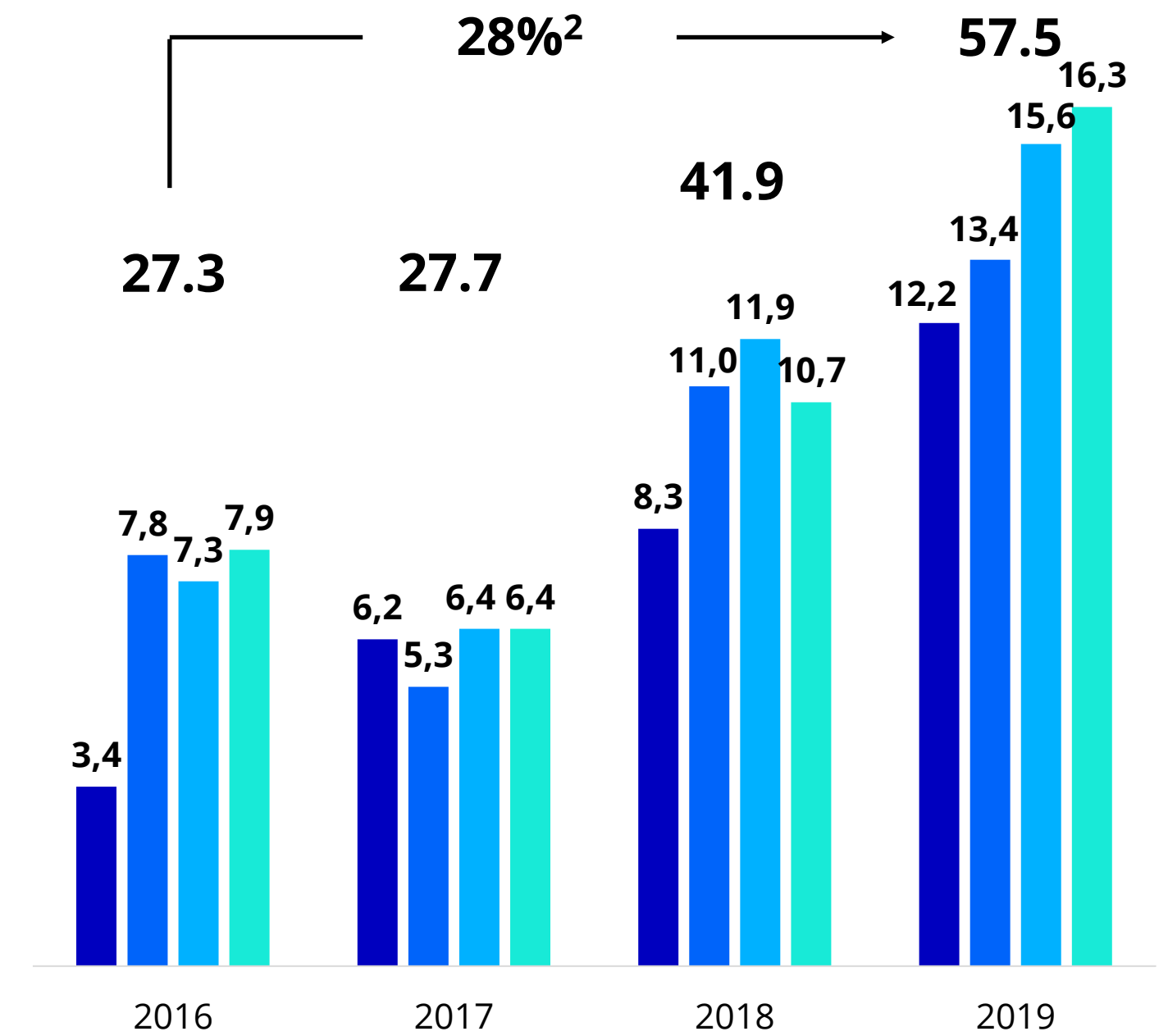
Sales¹ (on quarterly basis) in EUR m



Gross Profit¹ (on quarterly basis) in EUR m



Adj. EBITDA¹ (on quarterly basis) in EUR m

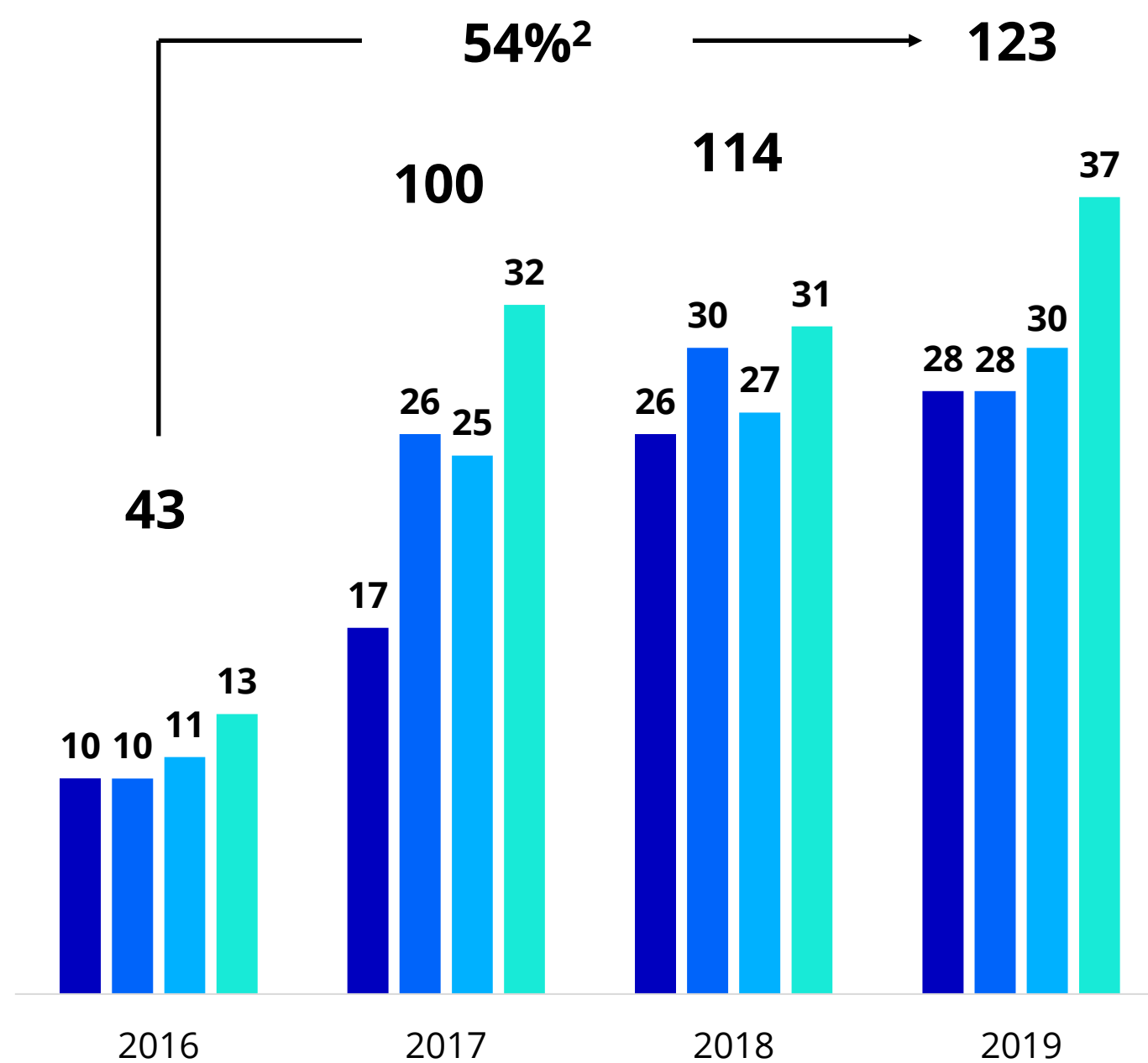


1) EBITDA before effects that are classified as extraordinary or relating to other periods in accounting terms, Group figures according to IFRS, FY 2017: adjusted figures according to IFRS 15; FY 2018/2019: adjusted figures according to IFRS 16

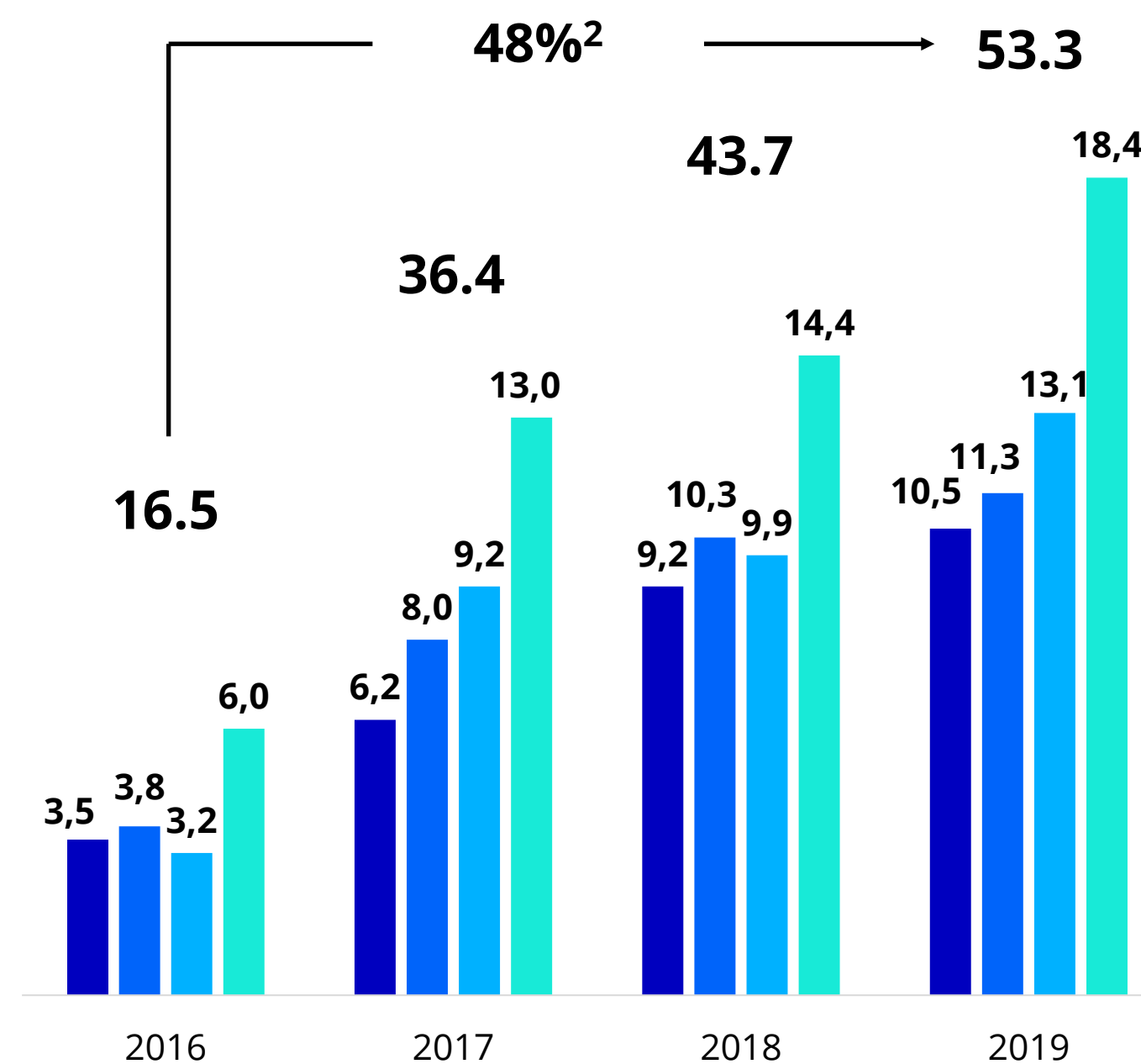
2) Compound Annual Growth Rate

Segment Enterprise Services shows strong revenue and earnings growth driven by SAP business

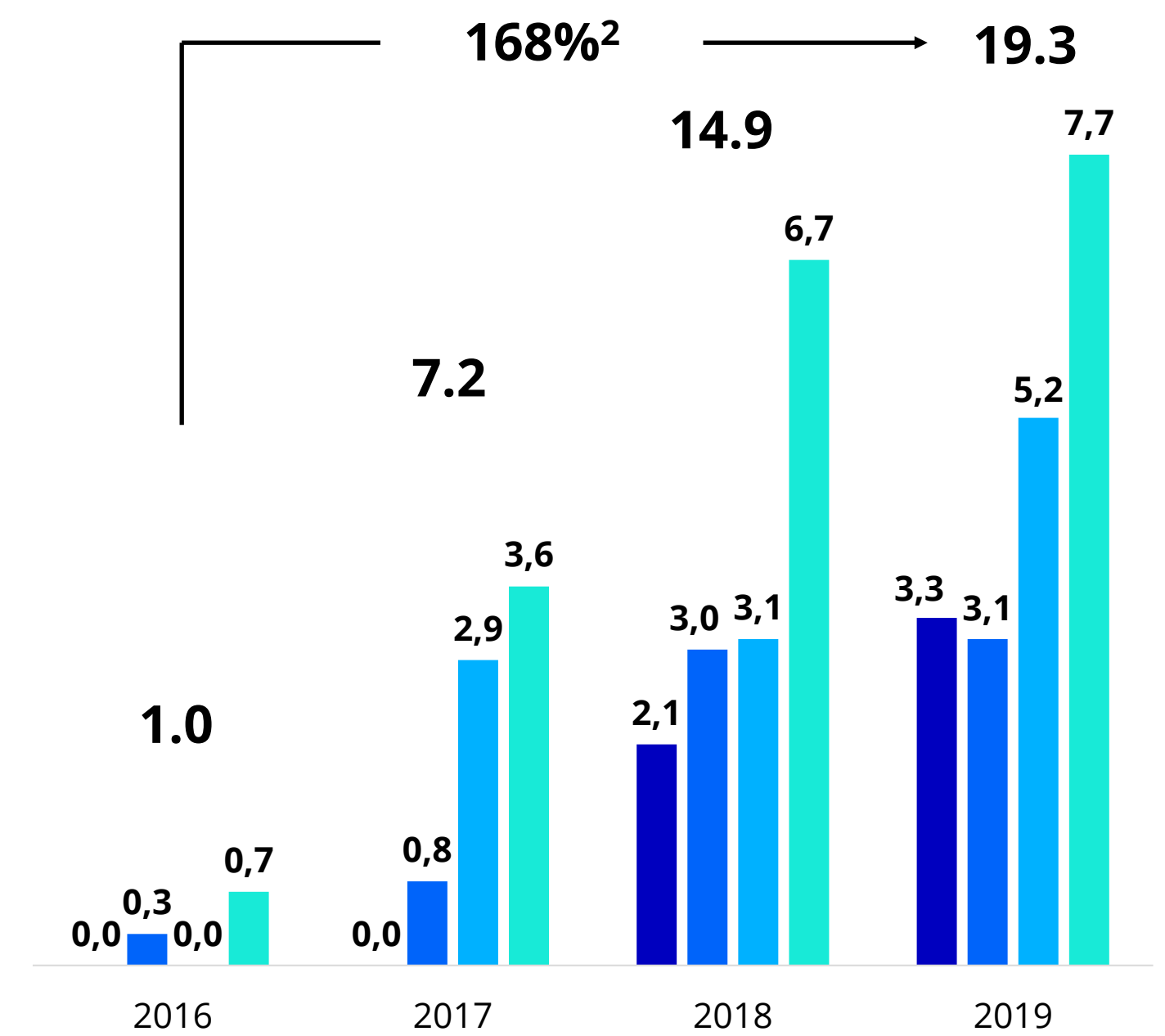
Sales¹ (on quarterly basis) in EUR m



Gross Profit¹ (on quarterly basis) in EUR m



Adj. EBITDA¹ (on quarterly basis) in EUR m

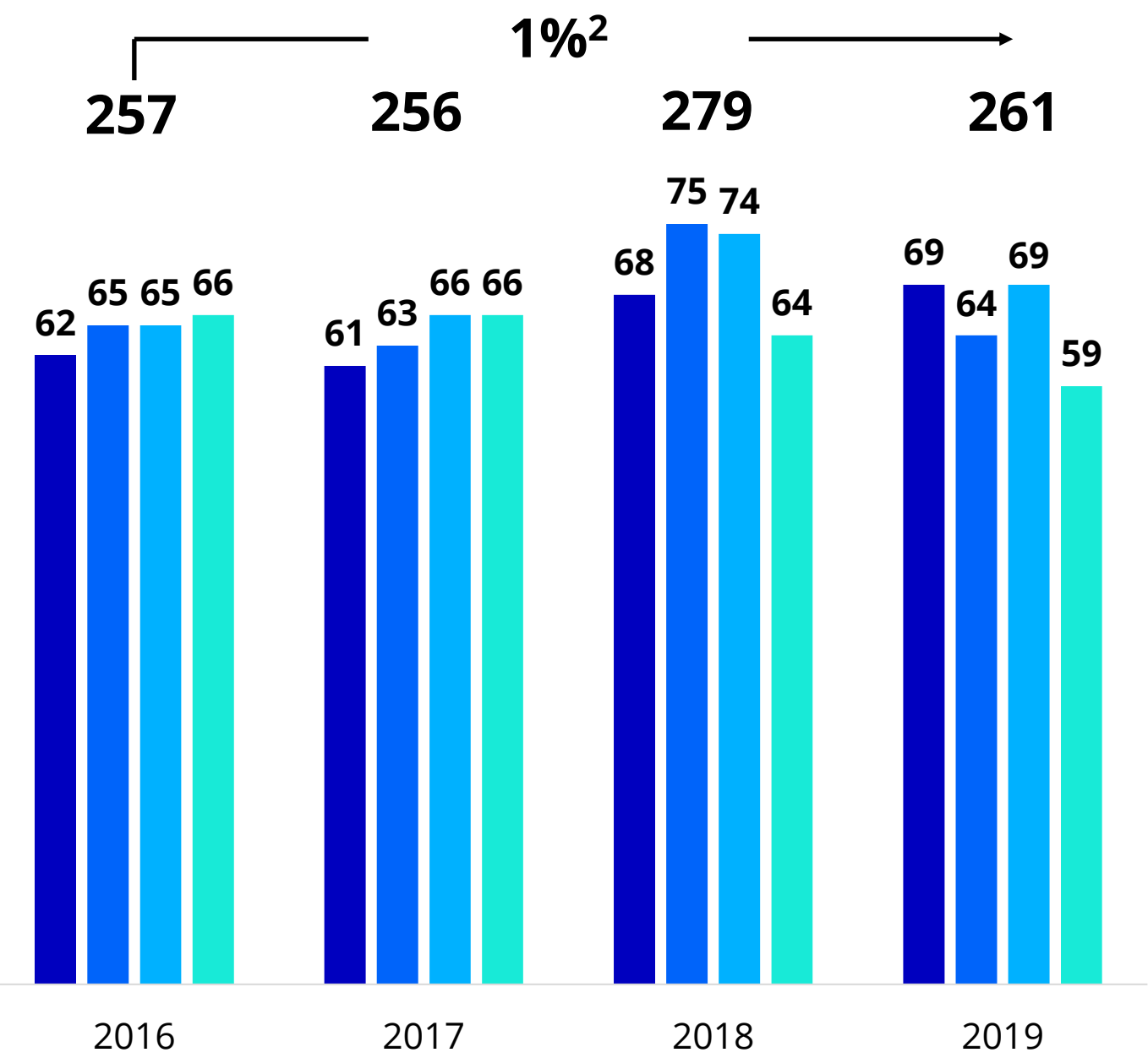


1) EBITDA before effects that are classified as extraordinary or relating to other periods in accounting terms, Group figures according to IFRS, FY 2017: adjusted figures according to IFRS 15; FY 2018/2019: adjusted figures according to IFRS 16

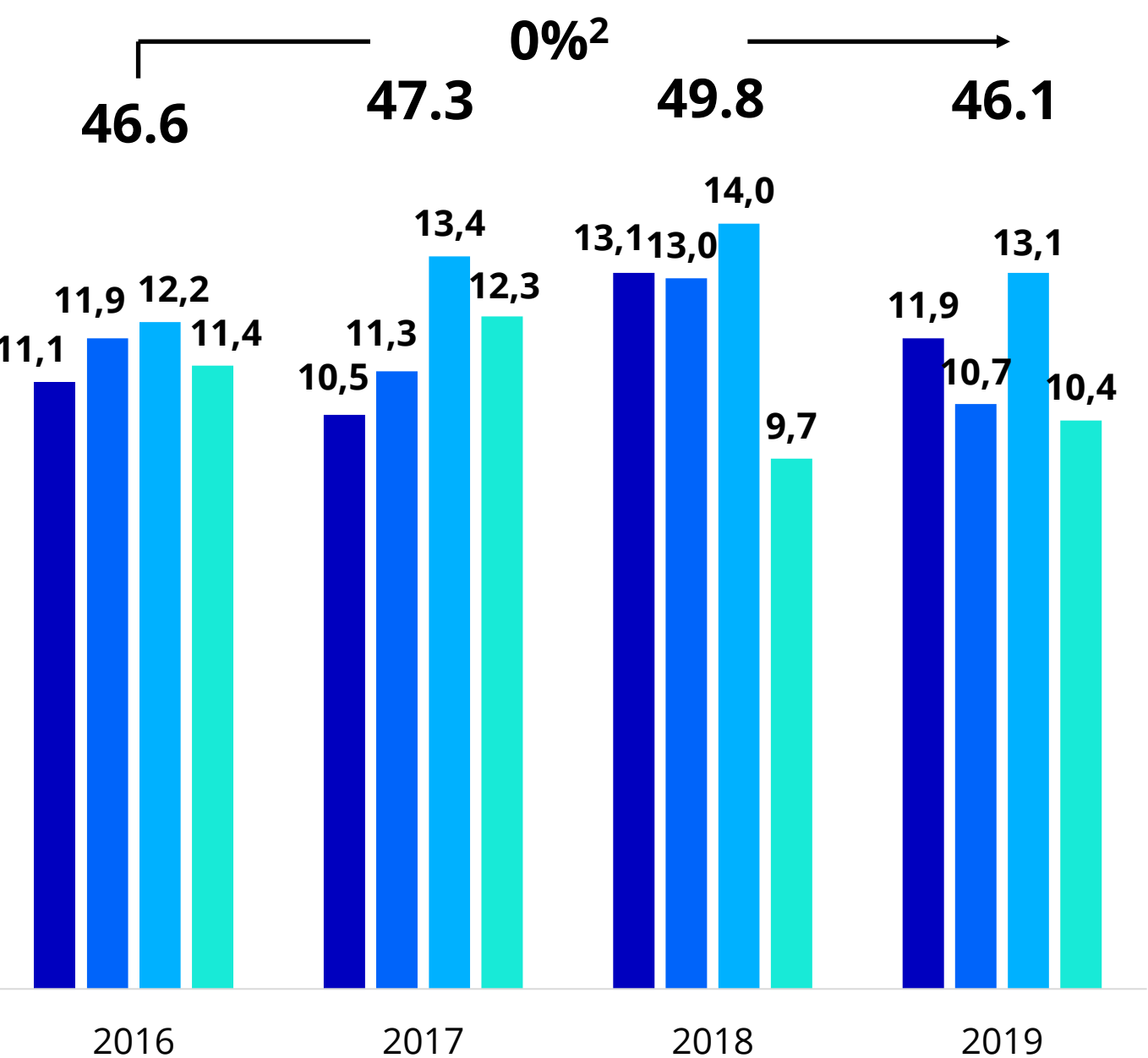
2) Compound Annual Growth Rate

Segment Experts has achieved a positive turnaround and is back on track for further growth

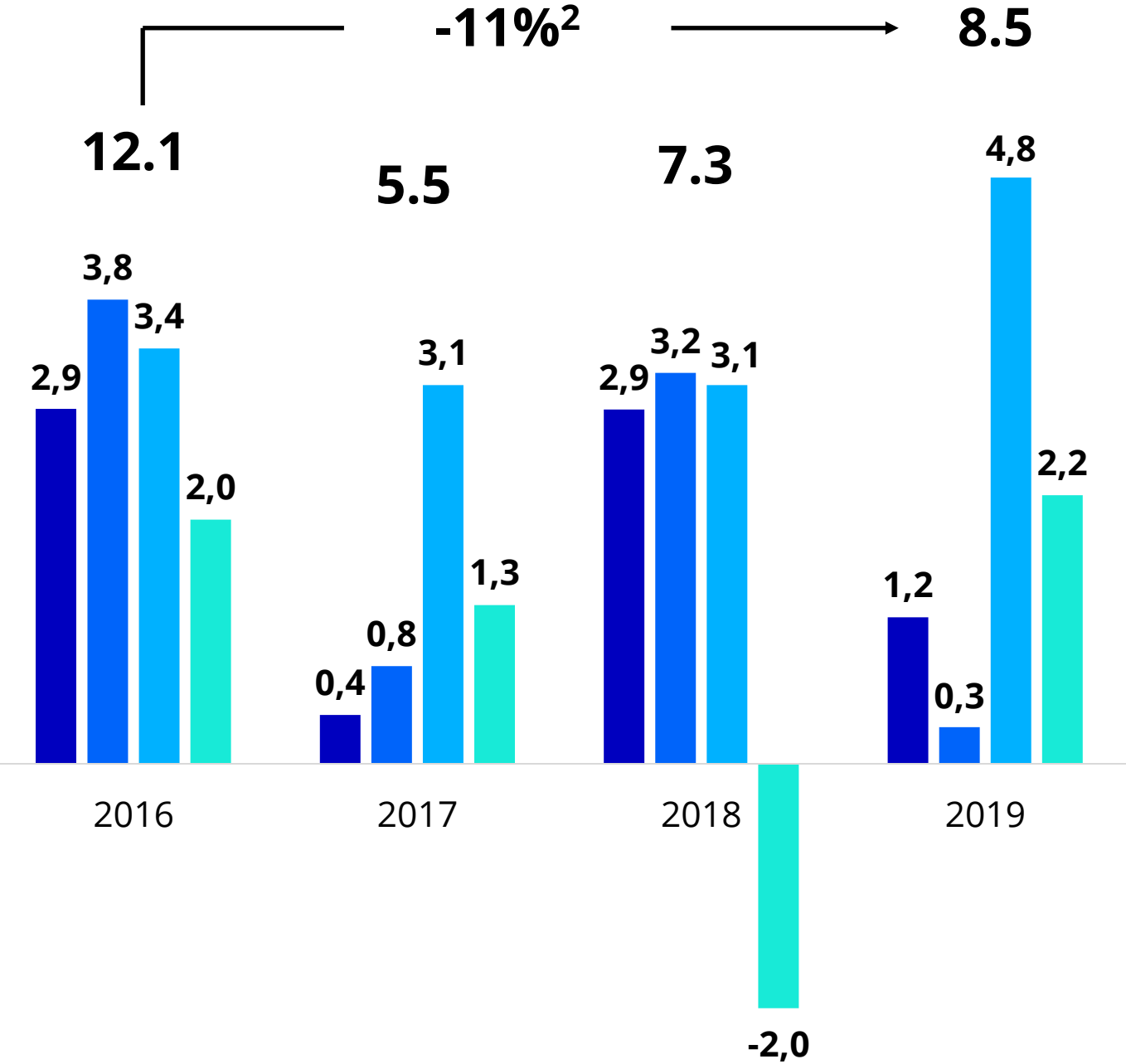
Sales¹ (on quarterly basis) in EUR m



Gross Profit¹ (on quarterly basis) in EUR m



Adj. EBITDA¹ (on quarterly basis) in EUR m



1) EBITDA before effects that are classified as extraordinary or relating to other periods in accounting terms, Group figures according to IFRS, FY 2017: adjusted figures according to IFRS 15; FY 2018/2019: adjusted figures according to IFRS 16
2) Compound Annual Growth Rate



Summary & Outlook

Outlook: Allgeier is on track for further growth

- ▲ Allgeier Group is overall performing well, core segments are showing continuous growth and sustained good performance**
- ▲ Restructuring and efficiency enhancement of Experts segment was completed successfully, positive turnaround in H2 2019 achieved, further positive contributions in 2020**
- ▲ New value-adding acquisition opportunities to bolster growth are constantly under review**
- ▲ Announced strategic split into two corporate units can unleash additional shareholder value**

Spin-off and independent listing of global technology and software development business

- ▲ Allgeier's management intends to reorganize its company portfolio with a subsequent spin-off and listing of the software engineering and consulting business (Nagarro, iQuest, Objectiva, SAP)
- ▲ Such step allows more focus and specialization of each unit with a consistent and attractive story
- ▲ It helps to focus on well-defined, consistent corporate cultures and to create a higher attractiveness in employer branding
- ▲ Listed shares can be used as currency for equity-based incentives and to achieve a clear alignment of incentive systems to exploit synergies
- ▲ Increased management focus for both parts of Allgeier after split
- ▲ Financial performance will appear more clearly without dilution by Allgeier's current portfolio mix
- ▲ Investor base can develop over time due to different business models and equity stories
- ▲ Management believes that spin-off will unlock significant shareholder value in the future as the new unit will have a clearly defined global peer group
- ▲ Adequate share price of the technology unit will be supportive for further acquisitions

Let's talk.

Postal address

Einsteinstrasse 172 – Blue Tower | D-81677 Munich
Phone: +49 89 998421-0

Contact

Investor Relations
ir@allgeier.com

Web

www.allgeier.com/en/investor-relations

Follow us on LinkedIn

ALLGEIER

Driving Technology