

Technology Driven



Interim Information
as of the First Quarter of 2021

ALLGEIER



Allgeier SE stands for state-of-the-art software development and flexible IT personnel solutions

Allgeier SE is one of the leading technology companies for digital transformation: The rapidly growing Group headquartered in Munich guides its customers through the challenges of digital transformation to ensure their future success. Allgeier has a broad and stable customer base of global corporations, dynamic SMEs and public sector contractors. Allgeier offers its more than 2,000 customers a full portfolio of IT and software services extending from high-end software development to business efficiency solutions in support of the digital transformation of critical business processes. Allgeier accomplishes breakthroughs in new digital business models, defines strategic priorities and implements trailblazing projects with high flexibility and scalability to mold agile and intelligent organizations for the digital age.

In its Enterprise IT and mgm technology partners segments, the Group has around 2,400 employees* and around 700 freelance experts at 65 locations in total in Germany and four other European countries, in the US and Vietnam. Allgeier generated revenue of EUR 352 million from its continuing operations in fiscal 2020. According to the 2020 Lünendonk® List, Allgeier SE is one of Germany's top ten IT consulting and system integration companies. Allgeier SE is listed in the General Standard on the Regulated Market of Frankfurt Stock Exchange (WKN A2GS63, ISIN DE000A2GS633).

Contents

Company and Key Indicators at a Glance	4
Interim information on business performance in the first quarter of 2021	6
Unaudited interim information as of the first quarter of 2021	10
Consolidated Statement of Financial Position	10
Consolidated Statement of Comprehensive Income	12
Consolidated Statement of Changes in Equity	16
Consolidated Statement of Cash Flows	18
Other Notes	20
Legal Notice	22
Financial Calendar • Imprint	23

Company and Key Indicators at a Glance



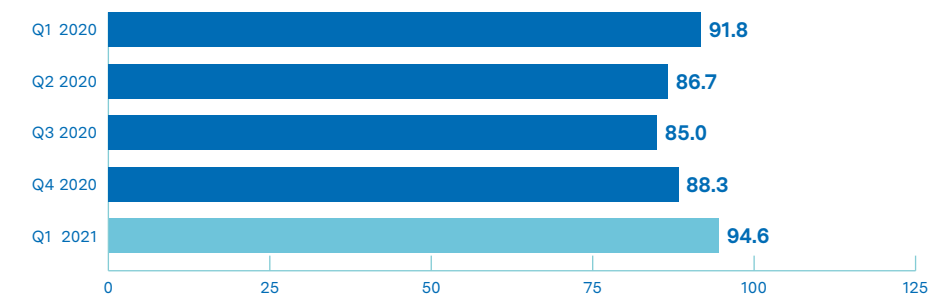
Further information and the company's latest news can be found at www.allgeier.com.

Key Group indicators*	Q1 2021	Q1 2020	Change in percent***
Revenue	94.6	91.8	3.1%
Gross profit	29.1	23.5	24.1%
EBITDA	7.7	3.3	134.0%
Adjusted EBITDA**	7.7	4.1	89.0%
EBIT	3.6	0.2	2,085.5%
EBT	3.1	-0.4	883.3%
Profit or loss for the period	1.9	-1.4	234.1%
Earnings per share (EUR)	0.07	-0.18	139.3%
Adjusted earnings per share (EUR)	0.13	-0.02	550.0%
	Mar. 31, 2021	Dec. 31, 2020	Change in percent
Total assets	274.8	243.9	12.7%
Equity	108.6	105.5	2.9%
Permanent employees	2,458	2,366	3.9%
Freelance experts	670	831	-19.4%
Total employees	3,128	3,197	-2.2%

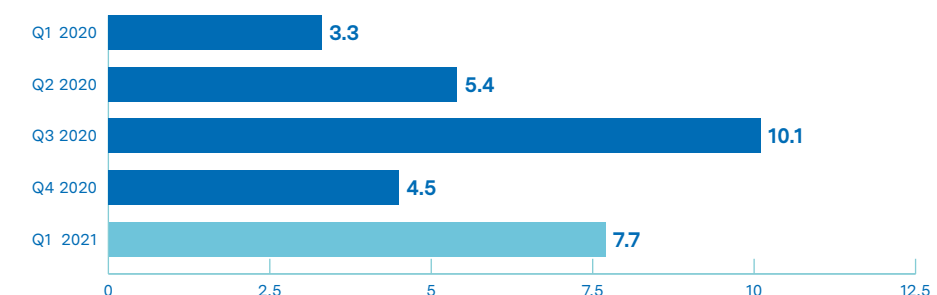
*Continuing operations in accordance with IFRS, figures in EUR million (unless stated otherwise)

**EBITDA before extraordinary or prior-period effects

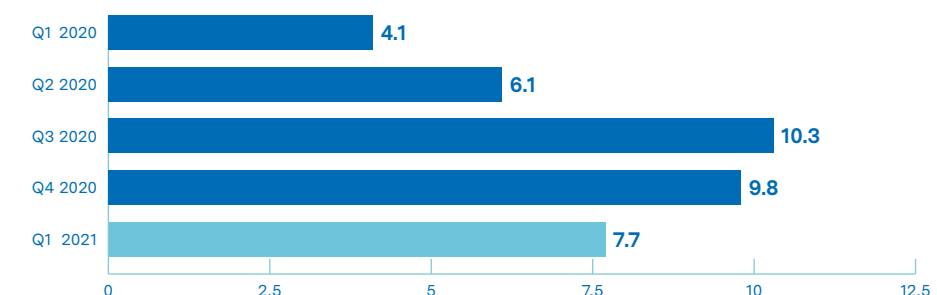
***Percentages calculated using non-rounded figures



Revenue
in EUR million



EBITDA
in EUR million

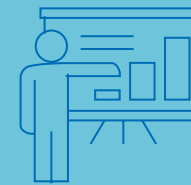


Adjusted EBITDA*
in EUR million

All figures relate to the Group's continuing operations (in EUR million)

*EBITDA from continuing operations before extraordinary or prior-period effects

Interim information on business performance in the first quarter of 2021



Allgeier begins 2021 with growth in revenue and earnings

Allgeier SE generated revenue growth of 3 percent in continuing operations in the first quarter of 2021 (January 1, 2021 to March 31, 2021), thereby increasing its earnings significantly. The adjusted EBITDA margin was 8 percent.

Business performance of continuing operations in the first quarter of 2021

The Allgeier Group generated revenue from continuing operations of EUR 94.6 million (previous year: EUR 91.8 million) in the first quarter (January 1, 2021 to March 31, 2021).

Gross profit (defined as total operating performance less cost of revenue and personnel expenses directly attributable to revenue) amounted to EUR 29.1 million (previous year: EUR 23.5 million), with the margin rising to 30.7 percent (previous year: 25.6 percent). Adjusted EBITDA (EBITDA before extraordinary or prior-period effects) amounted to EUR 7.7 million (previous year: EUR 4.1 million) with a margin of 8.1 percent. EBITDA amounted to EUR 7.7 million (previous year: EUR 3.3 million) with a margin of 8.1 percent. EBIT amounted to EUR 3.6 million (previous year: EUR 0.2 million).

EBT for the Group after net finance costs amounted to EUR 3.1 million (previous year: EUR -0.4 million). After deducting income tax expenses of EUR 1.2 million (previous year: EUR 1.0 million), Allgeier generated a profit of EUR 1.9 million in the first three months of 2021 (previous year: EUR -1.4 million).

Basic earnings per share for the Group as a whole, calculated on the basis of earnings for the first three months less non-controlling interests, were EUR 0.07 in the first quarter of fiscal 2021 (previous year: EUR -0.18).

Development of cash flows in the first quarter of 2021

The cash flow from operating activities before changes in working capital from continuing operations was EUR 7.1 million in the first three months of 2021 (previous

year: EUR 3.7 million). The cash flow from changes in working capital was EUR -12.7 million (previous year: EUR 4.9 million). Including the cash flow from changes in working capital, the cash flow from operating activities was EUR -5.6 million in total (previous year: EUR 8.6 million).

Cash flow from investing activities for the period amounted to EUR -17.2 million (previous year: EUR -4.5 million). This includes payments of EUR 4.0 million (previous year: EUR 2.9 million) for investments in non-current assets, including lease payments, and payments of EUR 13.1 million (previous year: EUR 2.4 million) for acquisition activities. The net cash inflow from financing activities was EUR 16.2 million in the first three months of 2021 (previous year: net inflow of EUR 68.6 million). Net interest payments amounted to EUR 0.3 million (previous year: EUR 0.8 million net) and new bank loans amounted to EUR 15.0 million net

(previous year: EUR 82.0 million net). The balance of payments with non-controlling interests resulted in a net inflow of EUR 1.4 million (previous year: outflow of EUR 8.5 million).

As a result of cash flows from operating, investing and financing activities, cash and cash equivalents rose from EUR 55.2 million on December 31, 2020 to EUR 48.4 million on March 31, 2021.

Key statement of financial position data as of March 31, 2021

Total assets amounted to EUR 274.8 million as of March 31, 2021 (December 31, 2020: EUR 243.9 million). Non-current assets rose to EUR 151.4 million as of March 31, 2021 (December 31, 2020: EUR 126.5 million). Within non-current assets, right-of-use assets from leases

climbed to EUR 40.4 million (December 31, 2020: EUR 27.6 million). Current assets increased to EUR 123.4 million as of the end of the reporting period (December 31, 2020: EUR 117.4 million). In the first three months of 2021, total trade receivables, contract assets and other current assets rose to EUR 68.6 million (December 31, 2020: EUR 54.5 million). The Allgeier Group also had cash funds of EUR 53.2 million at its disposal as of the end of the first quarter of 2021 (December 31, 2020: EUR 60.8 million).

Consolidated equity rose to EUR 108.6 million as of March 31, 2021 (December 31, 2020: EUR 105.5 million). Accordingly, the equity ratio declined from 43.3 percent at the end of 2020 to 39.5 percent as of the end of the first quarter of 2021, as a result of the increase in total assets coupled with an only slight rise in equity. Current and non-current financial liabilities increased to EUR 42.8 million as of March 31, 2021 (December 31, 2020: EUR 28.6 million). Current financial liabilities fell to EUR 10.3 million in the first quarter of 2021 (December 31, 2020: EUR 11.1 million), while non-current financial liabilities rose to EUR 32.5 million (December 31, 2020: EUR 17.5 million) as the result of the borrowing of bank loans of EUR 15.0 million. Net debt (including lease liabilities) amounted to EUR 33.3 million as of March 31, 2021 (December 31, 2020: net cash of EUR 1.2 million). The rise in net debt is essentially due to the acquisition of publicplan (see below), earn-out payments and working capital effects as of the end of the reporting period.

Acquisition of publicplan GmbH

By way of share purchase agreement dated December 1, 2020, Allgeier Project Humboldt GmbH acquired all shares in publicplan GmbH, Düsseldorf (publicplan). publicplan generates annual revenue of approximately EUR 10 million with approximately 80 employees, serving public administration in particular with its e-government

solutions. Its focus is on open source-based software solutions, from IT development consulting to the maintenance of various software solutions. This acquisition further extends Allgeier’s range for public sector digitization in the field of e-government. A purchase price of EUR 12.5 million was agreed for the shares in publicplan, plus an amount of up to EUR 1.4 million to settle cash funds if they exceed a defined level of net working capital. publicplan IT generated revenue of EUR 8.7 million and EBITDA of EUR 1.1 million in fiscal 2020.

Global coronavirus pandemic

The coronavirus pandemic (Sars-CoV-2) that emerged in the spring of the previous year and the measures taken to stop the infection from spreading further in a large number of countries are still a significant risk factor for the future development of global markets, key individual markets, sectors and companies. The coronavirus crisis led to and is still causing far-reaching restrictions on public life and business activities, extending as far as mandatory mass quarantines, lockdowns, the closure of businesses, curfews and social distancing. Also, the international movement of persons, goods and services has been severely impacted and both production and domestic demand in key economies have repeatedly been significantly restricted at times. This is compounded by considerable and ongoing human suffering. Governments are attempting to limit the damage with high investment in the economy and in social and healthcare systems, thus mitigating the consequences of the crisis. Over the past fiscal year, the global outbreak of coronavirus and the lockdowns had a severe negative impact on a number of national economies, including in particular the core markets of the Allgeier Group. As measures to suppress the pandemic continued, the second quarter of 2020 witnessed a historic crash in economic performance both globally and in Germany: stock markets collapsed, unem-

ployment and reduced working hours increased and a number of countries requested international credit assistance. As a result, German gross domestic product declined by 5.0 percent according to the Annual Economic Report of the German Federal Government. Following the drastic slump in economic performance in the first half of 2020, the German economy seemed to be handling the consequences of the pandemic better than originally expected, and there was a rapid recovery in German economic performance in the second half of 2020. However, since the subsequent lockdown that began in the fall of 2020 in the face of the second wave of infection – a lockdown still in effect in widespread parts of the country – it seems more likely that the repercussions of the coronavirus crisis on the German economy will be even more significant and that it will not return to pre-crisis levels in the foreseeable future. The risks of a recession, a further increase in unemployment and a wave of businesses becoming insolvent had not yet been dispelled by the spring of 2021. The extent to which some branches of industry have sustained lasting damage was not yet clear. In its current 2021 Annual Economic Report, the German government assumes that economic performance will not return to pre-crisis levels until at least the middle of 2022, and that economic development will continue to be greatly influenced by the development of the pandemic and the measures taken to suppress it. The global vaccination campaign now underway, which has accelerated significantly in Germany in recent weeks, is inspiring hope that the coronavirus crisis will be quickly overcome. At the same time, the spread of potentially more dangerous mutations of the virus is a cause for concern. The short-term and at least the medium-term development of the economy, both globally and nationally, will continue to depend largely on how quickly and comprehensively the pandemic can be brought fully under control by the vaccination campaign and further political action, and whether the economic recovery hoped for materializes. If the markets relevant to Allgeier are hit by a recession or if certain branches of industry are affected by a massive slump in demand, this would very probably affect the short-term and medium-term development and the ongoing growth of the Allgeier Group.

Outlook for fiscal 2021

Allgeier SE is today confirming its guidance for fiscal 2021 that was published in the ad hoc disclosure of December 16, 2020 and the 2020 annual report. We are therefore planning consolidated revenue of between EUR 360 and EUR 400 million for fiscal 2021. Consolidated EBITDA should experience strong growth to between EUR 31 million and EUR 35 million. All forecast figures relate exclusively to the organic development of the Group as it is currently composed with no further changes in its portfolio. Future acquisitions in the individual segments could generate an additional contribution to growth.



To present adjusted earnings per share, the Allgeier Group corrects the reported EBIT from continuing operations for amortization of intangible assets capitalized in connection with company acquisitions (effects of purchase price allocation), income and expenses from purchase price adjustments in profit or loss and other one-time and prior-period effects. Taking these adjustments into account and assuming a uniform tax rate of 30 percent, the Group generated earnings per share of EUR 0.13 in the first quarter of 2021 (Q1 2020: EUR -0.02).

(in EUR million*)	Q1 2021	Q1 2020
Profit from operating activities (EBIT as reported)	3.6	0.2
Amortization of intangible assets from acquisitions	0.5	0.2
Other non-recurring and prior-period effects	0.1	0.7
Net finance costs	-0.5	-0.5
Net income from investments accounted for using the equity method	0.0	0.0
Adjusted earnings before taxes	3.7	0.6
Tax rate	30%	30%
Taxes	-1.1	-0.2
Adjusted earnings for the period	2.6	0.4
Non-controlling interests	-1.1	-0.6
Adjusted earnings for the period of shareholders of the parent company	1.5	-0.2
Average number of shares outstanding weighted pro rata temporis	11,382,513	11,183,649
Earnings per share in EUR	0.13	-0.02

*unless stated otherwise

Unaudited interim information as of the first quarter of 2021

of Allgeier SE

Consolidated Statement of Financial Position of Allgeier SE, Munich, in accordance with IFRS as of March 31, 2021 (unaudited)

Consolidated Statement of Financial Position (In EUR thousand)		
Assets	March 31, 2021	December 31, 2020
Intangible assets	96,435	85,106
Property, plant and equipment	6,774	6,024
Right-of-use assets from leases	40,390	27,611
Investments accounted for using the equity method	15	15
Other non-current financial assets	4,944	4,902
Other non-current assets	421	421
Deferred tax assets	2,445	2,452
Non-current assets	151,423	126,531
Inventories	657	695
Contract assets	6,778	1,828
Trade receivables	51,409	48,029
Other current financial assets	2,526	1,184
Other current assets	7,850	3,464
Income tax receivables	922	1,275
Cash	53,202	60,803
Assets held for sale	74	95
Current assets	123,417	117,372
Assets	274,841	243,903

Consolidated Statement of Financial Position (In EUR thousand)		
Equity and liabilities	March 31, 2021	December 31, 2020
Issued capital	11,383	11,383
Capital reserves	65,074	65,074
Retained earnings	102	102
Profit carryforward	25,580	25,936
Profit or loss for the period	761	-356
Changes in equity recognized directly in equity	-200	-78
Equity interest of shareholders of the parent company	102,699	102,060
Equity interest of non-controlling interests	5,910	3,461
Equity	108,609	105,521
Non-current financial liabilities	32,500	17,500
Non-current lease liabilities	35,961	24,376
Long-term provisions for post-employment benefit costs	1,036	1,000
Other long-term provisions	308	308
Non-current contract liabilities	127	127
Other non-current financial liabilities	1,570	2,627
Deferred tax liabilities	4,825	4,413
Non-current liabilities	76,327	50,352
Current financial liabilities	10,279	11,104
Current lease liabilities	7,792	6,638
Short-term provisions for post-employment benefit costs	18	18
Other short-term provisions	14,600	14,669
Current contract liabilities	6,603	4,098
Trade payables	21,593	22,066
Other current financial liabilities	17,406	15,474
Other current liabilities	3,376	6,419
Income tax liabilities	8,164	7,451
Liabilities held for sale	74	95
Current liabilities	89,905	88,031
Equity and liabilities	274,841	243,903

Consolidated Statement of Comprehensive Income of Allgeier SE, Munich,
in accordance with IFRS for the period January 1, 2021 to March 31, 2021 (unaudited)

Consolidated Statement of Comprehensive Income (In EUR thousand)								
Income Statement	Total				Discontinued operations		Continuing operations	
	January 1, 2021 to March 31, 2021	January 1, 2020 to March 31, 2020			January 1, 2021 to March 31, 2021	January 1, 2020 to March 31, 2020	January 1, 2021 to March 31, 2021	January 1, 2020 to March 31, 2020
Revenue	94,742	202,823			97	111,044	94,645	91,779
Other own work capitalized	277	230			0	44	277	185
Other operating income	574	24			44	11	530	13
Cost of materials	38,911	53,021			9	11,432	38,902	41,589
Staff costs	43,797	114,397			57	72,808	43,740	41,589
Impairment on trade receivables and contract assets	0	469			0	464	0	5
Other operating expenses	5,233	17,358			101	11,844	5,132	5,514
Earnings before interest, taxes, depreciation and amortization	7,652	17,832			-26	14,551	7,678	3,281
Depreciation, amortization and impairment	4,102	8,597			8	5,480	4,094	3,117
Results of operating activities	3,550	9,235			-34	9,071	3,584	164
Finance income	17	58			0	79	17	-21
Financial expenses	504	1,761			16	1,221	489	540
Net income from investments accounted for using the equity method	0	-300			0	-300	0	0
Earnings before taxes	3,062	7,232			-50	7,629	3,112	-397
Net income taxes	-1,211	-3,149			0	-2,128	-1,211	-1,021
Profit or loss for the period	1,851	4,083			-50	5,501	1,901	-1,418
Profit or loss for the period attributable to:								
shareholders of the parent company	761	2,863			-50	4,891	811	-2,028
non-controlling interests	1,090	1,220			0	610	1,090	610
Basic earnings per share:								
Average number of shares outstanding weighted pro rata temporis	11,382,513	11,183,649			11,382,513	11,183,649	11,382,513	11,183,649
Earnings per share in EUR	0.07	0.26			0.00	0.44	0.07	-0.18
Diluted earnings per share:								
Average number of shares outstanding weighted pro rata temporis	11,543,831	11,317,518			11,543,831	11,317,518	11,543,831	11,317,518
Earnings per share in EUR	0.07	0.25			0.00	0.43	0.07	-0.18

► continued overleaf

Consolidated Statement of Comprehensive Income of Allgeier SE, Munich,
in accordance with IFRS for the period January 1, 2021 to March 31, 2021 (unaudited)

Consolidated Statement of Comprehensive Income (In EUR thousand)								
	Total				Discontinued operations		Continuing operations	
Other comprehensive income	January 1, 2021 to March 31, 2021	January 1, 2020 to March 31, 2020			January 1, 2021 to March 31, 2021	January 1, 2020 to March 31, 2020	January 1, 2021 to March 31, 2021	January 1, 2020 to March 31, 2020
Items that cannot be reclassified to the income statement:								
Foreign exchange differences	-120	1,187			0	1,143	-120	44
Other comprehensive income for the period	-120	1,187			0	1,143	-120	44
Total comprehensive income for the period	1,731	5,270			-50	6,644	1,781	-1,374
Total comprehensive income for the period attributable to:								
shareholders of the parent company	638	4,075			-50	6,032	688	-1,957
non-controlling interests	1,093	1,195			0	612	1,092	583

**Consolidated Statement of Changes in Equity of Allgeier SE, Munich,
in accordance with IFRS as of March 31, 2021 (unaudited)**

Consolidated Statement of Changes in Equity (In EUR thousand)												
	Issued capital	Capital reserves	Retained earnings	Treasury shares			Profit carryforward	Profit or loss for the period	Changes in equity recognized directly in equity	Equity interest of shareholders of the parent company	Equity interest of non-controlling interests	Equity
As of January 1, 2020	11,289	58,006	102	-786			51,597	15,133	7,705	143,046	22,888	165,934
Transfer of profit or loss for the previous year to profit carry-forward	0	0	0	0			15,133	-15,133	0	0	0	0
Actuarial gains (losses)	0	0	0	0			0	0	32	32	0	32
Change in non-controlling interests of the Nagarro Group in conjunction with an employee participation program	0	0	0	0			47	0	0	47	0	47
Acquisition of non-controlling interests in iQuest Holding GmbH	0	0	0	0			-5,139	0	0	-5,139	-3,361	-8,500
Profit or loss for the period	0	0	0	0			0	2,863	0	2,863	1,220	4,083
Foreign exchange differences	0	0	0	0			0	0	-377	-377	-25	-402
As of March 31, 2020	11,289	58,006	102	-786			61,638	2,863	7,359	140,472	20,722	161,194
As of January 1, 2021	11,383	65,074	102	0			25,936	-356	-78	102,060	3,461	105,521
Transfer of profit or loss for the previous year to profit carry-forward	0	0	0	0			-356	356	0	0	0	0
Acquisition of shares of non-controlling shareholders of Allgeier publicplan Holding GmbH	0	0	0	0			0	0	0	0	1,356	1,356
Profit or loss for the period	0	0	0	0			0	761	0	761	1,090	1,851
Foreign exchange differences	0	0	0	0			0	0	-123	-123	3	-120
As of March 31, 2021	11,383	65,074	102	0			25,580	761	-200	102,699	5,910	108,609

**Consolidated Statement of Cash Flows of Allgeier SE, Munich,
in accordance with IFRS for the period January 1, 2021 to March 31, 2021 (unaudited)**

Consolidated Statement of Cash Flows (In EUR thousand)								
	Total				Discontinued operations		Continuing operations	
	January 1, 2021 to March 31, 2021	January 1, 2020 to March 31, 2020			January 1, 2021 to March 31, 2021	January 1, 2020 to March 31, 2020	January 1, 2021 to March 31, 2021	January 1, 2020 to March 31, 2020
Results of operating activities	3,550	9,235			-34	9,071	3,584	164
Depreciation and amortization on non-current assets	4,102	8,597			8	5,480	4,094	3,117
Expenses on the disposal of non-current assets	82	-1			0	0	82	-1
Change in long-term provisions	35	463			0	256	35	207
Other non-cash expenses and income	-366	1,818			-1	2,022	-365	-204
Income taxes paid	-296	-2,530			-4	-2,956	-292	426
Cash flows from operating activities before changes in working capital	7,107	17,581			-31	13,873	7,137	3,709
Cash flows from changes in working capital	-12,729	-3,858			-10	-8,791	-12,720	4,933
Cash flows from operating activities	-5,623	13,723			-40	5,081	-5,582	8,642
Payments for investments in non-current assets	-1,423	-2,521			-5	-867	-1,418	-1,654
Payments for finance leases	-2,562	-6,577			-2	-5,353	-2,560	-1,224
Proceeds from the disposal of non-current assets	87	14			1	2	87	12
Proceeds from sale-leaseback transactions	0	1,338			0	0	0	1,338
Payments for the acquisition of subsidiaries	-12,001	0			0	0	-12,001	0
Payments for purchase price components for companies not acquired in the fiscal year	-542	-2,468			0	-90	-542	-2,378
Payments for the acquisition of assets and rights	-557	-3,480			0	-3,480	-557	0
Payments of loans to investments accounted for using the equity method	-250	-400			0	0	-250	-400
Payments for non-current financial assets	0	-200			0	0	0	-200
Cash flows from investing activities	-17,247	-14,294			-6	-9,788	-17,241	-4,506
Proceeds from bank loans	15,000	82,000			0	0	15,000	82,000
Repayment of bank loans	0	-92			0	-92	0	0
Cash flows from intragroup financing	0	0			44	4,146	-44	-4,146
Cash flow from factoring	129	-683			0	-719	129	36
Interest received	7	50			0	51	7	-2
Interest paid	-298	-845			0	-18	-298	-827
Balance of payments with non-controlling interests	1,356	-8,453			0	0	1,356	-8,453
Cash flows from financing activities	16,194	71,977			44	3,368	16,150	68,609
Total cash flows	-6,676	71,407			-3	-1,339	-6,674	72,745
Changes in cash and cash equivalents due to exchange rate movements	-131	250			-29	238	-102	13
Total changes in cash and cash equivalents	-6,807	71,657			-32	-1,101	-6,776	72,758
Cash and cash equivalents at the beginning of the period	55,619	82,150			431	39,258	55,188	42,892
Cash and cash equivalents at the end of the period	48,812	153,807			400	38,159	48,412	115,648

Other Notes

Voluntary interim information

Since the *Transparenzrichtlinie-Änderungsrichtlinie-Umsetzungsgesetz* (TRL-ÄndRL-UmsG – German Act Implementing the Transparency Directive Amending Directive) became effective, the *Wertpapierhandelsgesetz* (WpHG – German Securities Trading Act) no longer requires mandatory quarterly interim reporting for companies listed in the General Standard. The Stock Exchange Regulations of December 3, 2015 of the Frankfurt Stock Exchange only stipulate a quarterly reporting requirement for Prime Standard companies. However, Allgeier SE intends to continue providing information for shareholders and other stakeholders, and will therefore be publishing voluntary interim information until further notice. This publication is not a complete interim report with the content required by law, but rather interim information published by the company focusing on the significant information.

Accounting policies

The accounting policies have not changed compared to the consolidated financial statements as of December 31, 2020. The changes made to the consolidated financial statements as of December 31, 2020 as compared to the previous year's financial statements were also made in the prior-year figures in these quarterly financial statements. The statement of cash flows therefore shows the payments received from sale-leaseback transactions and the cash flow from factoring in the respective lines. In the statement of changes in equity, items not attributable to other comprehensive income were transferred to the profit carryforward.

The interim information of Allgeier SE as of March 31, 2021 has not been reviewed by an auditor or audited in accordance with section 317 of the *Handelsgesetzbuch* (HGB – German Commercial Code).

Treasury shares

Allgeier SE did not acquire any treasury shares in the first three months of 2021. The number of treasury shares as of March 31, 2021 is therefore still zero (December 31, 2020: zero).

Significant transactions with related parties in accordance with section 37w(4) sentence 2 WpHG and IAS 34.15B (j)

In January 2021, mgm technology partners GmbH, Munich, paid a loan of EUR 250 thousand to IPP northport InsurancePartner Platform GmbH, Hamburg, which is accounted for using the equity method. This is a bullet loan maturing in December 2031 and bears interest at 3 percent p.a.

Business relationships between all companies included in the consolidated financial statements were fully eliminated in the consolidated financial statements.

Consolidated Group

As of March 31, 2021, the basis of consolidation of Allgeier SE consisted of 37 consolidated companies (December 31, 2020: 36) and two companies accounted for using the equity method (December 31, 2020: two). The new company is publicplan GmbH, Düsseldorf, which was included in consolidation for the first time by the Allgeier Group on the closing of the purchase agreement on January 2, 2021. The company was included in consolidation on the basis of a provisional purchase price of EUR 13.0 million. Following the provisional identification and measurement of the assets and liabilities acquired, the purchase price was offset by net assets of EUR 2,715 thousand. The net assets include acquired cash and cash equivalents of EUR 1,499 thousand. The remaining difference between the purchase price and the net assets of EUR 10,285 thousand was capitalized as goodwill. The purchase price of EUR 13.0 million was paid in January 2021. In addition to the purchase price, further costs of EUR 75 thousand, recognized in profit or loss under other operating expenses, were incurred in conjunction with the acquisition. In connection with the acquisition of publicplan GmbH, Allgeier Group reached an agreement with the founder and acquirer of publicplan GmbH on a reverse investment for the indirect acquisition of 20 percent of the shares in the company. The Allgeier Group received an incoming payment of EUR 1,356 thousand in conjunction with this transaction in the first quarter of 2021.

Legal Notice

Information for fiscal 2021

All information for fiscal 2021 uses assumptions and estimates based on Management Board expectations. While the Management Board believes that these assumptions and estimates are accurate, actual future developments and results could differ significantly from these assumptions and estimates. Allgeier SE provides no guarantee that future developments and the actual results achieved in the future will be consistent with the assumptions and estimates expressed in this interim information and assumes no such liability.

In particular, the further consequences of the coronavirus crisis in the wake of the COVID-19 pandemic and the speed of the economic recovery will play a key role in the occurrence of assumptions and estimates: The spread of coronavirus (SARS-CoV-2) and new mutations of the virus as well as the political action to contain the pandemic continue to have an at times significant impact on the global economy, individual markets, sectors and companies. While the business of the Allgeier Group has so far proved largely resilient to the consequences of the crisis, it cannot be ruled out that developments affecting individual markets, sectors and companies due to the crisis could affect the revenue and financial performance of Allgeier SE in ways unforeseeable by the Management Board at the time of this report being prepared.

Alternative key performance indicators

This document contains supplementary financial indicators – not precisely defined in the relevant accounting framework – that are or could constitute alternative performance indicators. These supplementary financial indicators may be of limited suitability as an analytical tool and should not be used in isolation or as an alternative to the financial indicators presented in the consolidated financial statements and calculated in accordance with relevant accounting frameworks to assess the financial position and financial performance of Allgeier SE. Other companies that present or report alternative performance indicators with similar names may calculate them differently and they therefore may not be comparable.

Financial Calendar 2021

Important dates and events	
Publication of the 2020 consolidated/annual financial statements	April 30, 2021
Publication of voluntary interim information as of March 31, 2021	May 14, 2021
Annual General Meeting	June 8, 2021
Publication of 2021 half-yearly financial report	August 27, 2021
Publication of voluntary interim information as of September 30, 2021	November 12, 2021

Imprint

Published by

Allgeier SE
Einsteinstrasse 172
81677 Munich
Federal Republic of Germany
Tel.: +49 (0)89 998421-0
Fax: +49 (0)89 998421-11
E-mail: info@allgeier.com
www.allgeier.com

Register entry

Munich Local Court, HRB 198543

Contact

Allgeier SE
Corporate Communications & Investor Relations
Tel.: +49 (0)89 998421-8
E-mail: ir@allgeier.com

@
Allgeier’s financial reports can be found on the Internet in German and English at www.allgeier.com/en > [Investor Relations > Financial Reports & Publications](#) or requested using the contact details above.

Current financial information can be found on Allgeier’s website under Investor Relations at: www.allgeier.com/en/investor-relations

Picture credits:
Front cover: Philipp Buhl © GST/Wehrmann
Back cover: Philipp Buhl © WECAMZ



Allgeier SE
Einsteinstrasse 172 | 81677 Munich

Tel.: +49 (0)89 998421-0
Fax: +49 (0)89 998421-11
E-mail: info@allgeier.com
www.allgeier.com